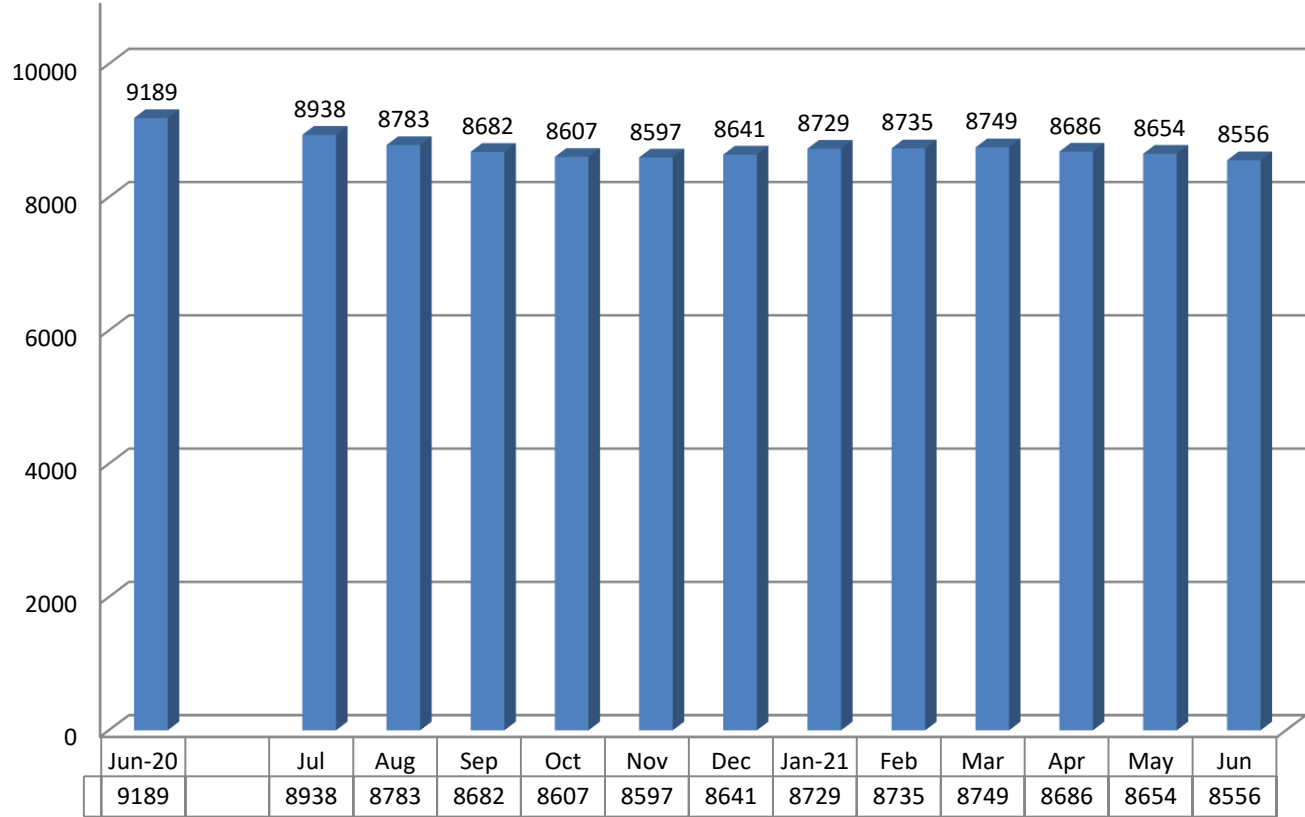


**Kansas Department of Corrections
Graphic Highlights -- Monthly Offender Population Report: (June 2021)**

End-of-Month Inmate Population: FY 2021 To-Date

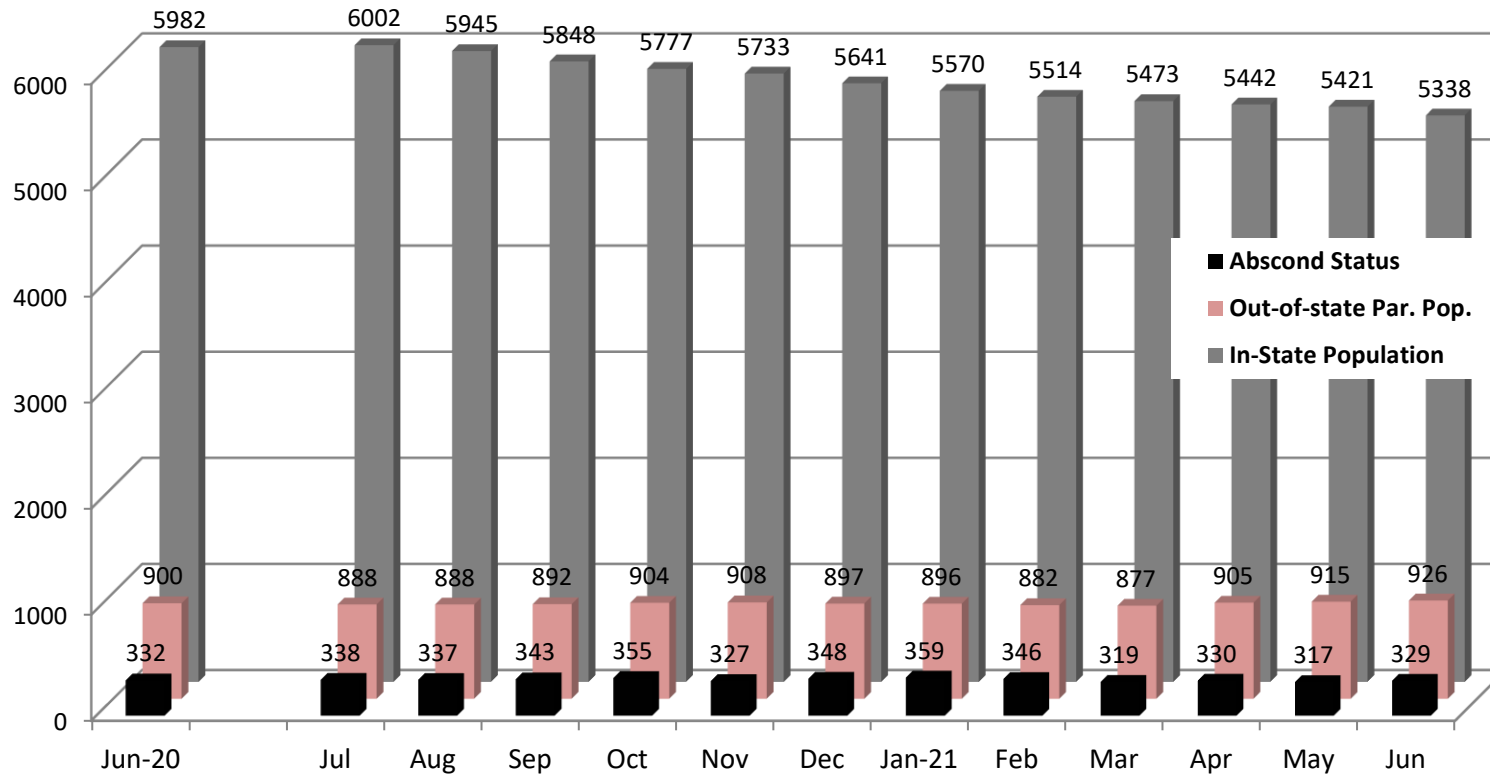


Change from Prev. Mo : -98
 Change from June, 2020 : -633

**Figures reflect the total inmate population (combined DOC and Non-DOC facility populations) as shown on OMIS rpt - ISR0333 page1.*

**Kansas Department of Corrections
Graphic Highlights -- Monthly Offender Population Report (June 2021)**

**Components of the End-of-Month Population Under Post-Incarceration Management:
FY2021**



In-State Population
(Change):

Change from Prev. Month: -83

Change from June, 2020 : -644

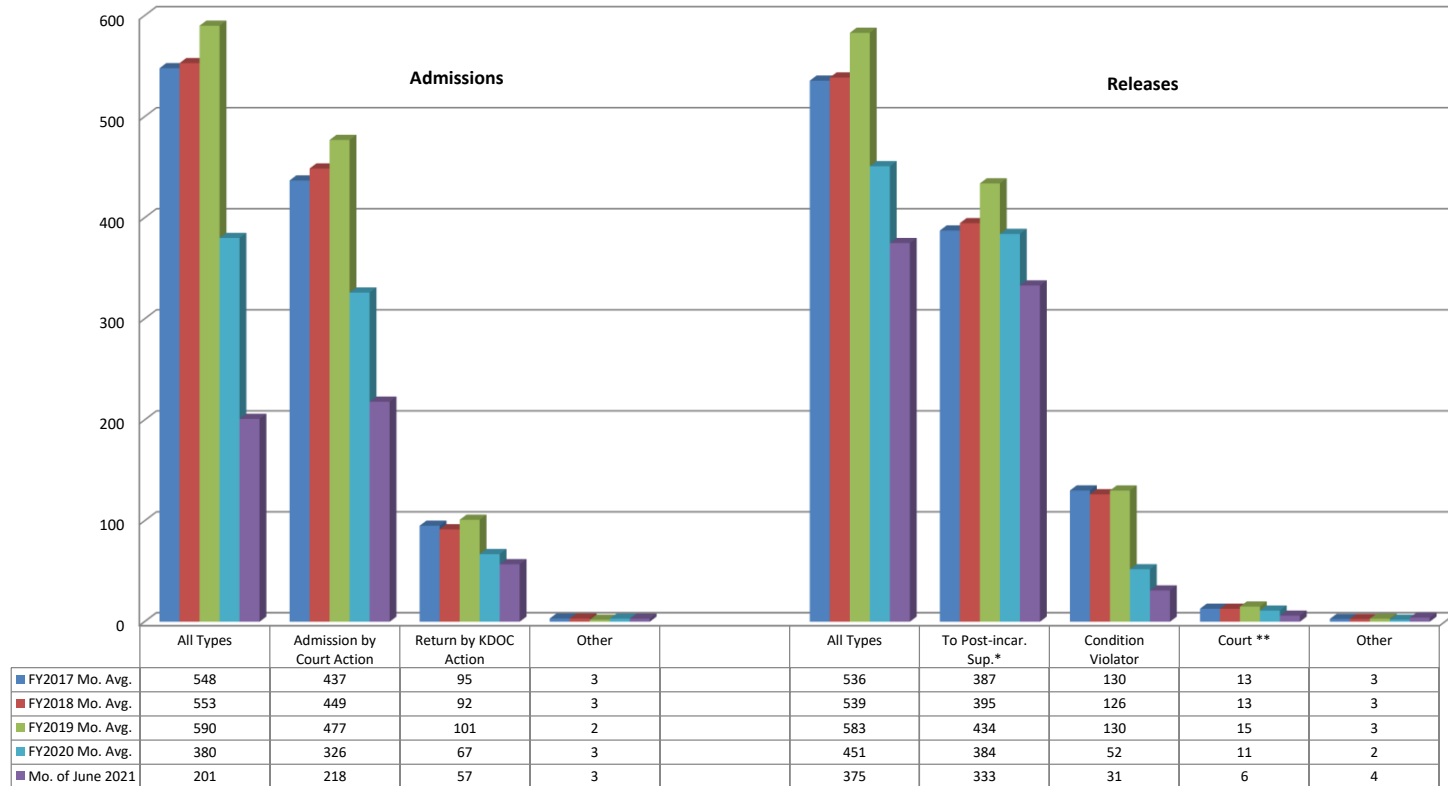
**In-state population is comprised of Kansas offenders supervised in Kansas and out-of-state offenders supervised in Kansas. Out-of-state population is comprised of Kansas offenders supervised out-of-state. Those on abscond status have active warrants (whereabouts unknown)*

*Note: The number of parole offenders drastically reduced in August due to the Justice Reinvestment Initiative which you may read more about at the following website:
<http://www.doc.ks.gov/victim-services/justice-reinvestment> (data are from the OMIS rpt: ISR0333 page 2: parole population)*

Kansas Department of Corrections

Graphic Highlights -- Monthly Offender Population Report: June 2021)

Number of Admission and Release Events Per Month (by Major Category): Comparison of FY2017, FY2018, FY2019, FY2020, and FY2021 Monthly Averages with Current Month's Totals



* Includes releases to supervision via the provisions of the Kansas Sentencing Guidelines Act of 1993, as well as parole releases by action of the Kansas Prisoner Review Board

**Figure can be a negative number for a particular month [since it is based on the total number whose last exit for the period (fiscal year to date) was via "out-to-court" minus the previous month's total, which can be a smaller or greater number].

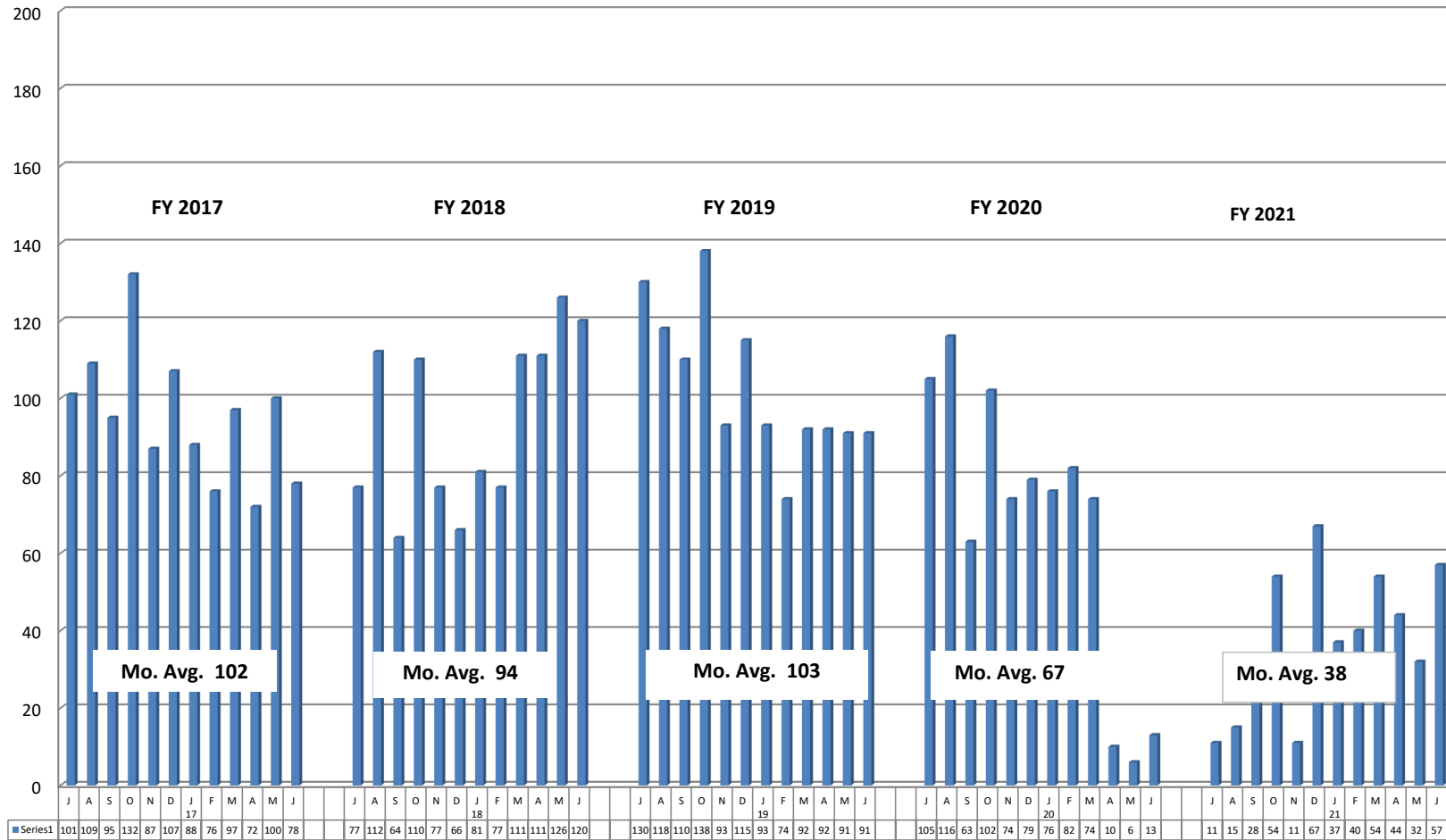
Note: Returned from court appearance is included in the All Types Admission total; returned from escape are included in the All Type Releases total but not its own personal category and Inter-Jurisdictional transfers are included in the All Types Releases total (included in chart). Note: Admissions FY20 April May 2020 Covid19 Impact for April May 2020

Note: Number of escapees and Non-Violator Return - No New Sentence is not included in the Admissions Data from OMIS rep ISRO445 In and out Admissions and Releases

Kansas Department of Corrections

Graphic Highlights -- Monthly Offender Population Report June: 2021)

Number of Return Admissions for Condition Violations by Month (Return by KDOC Action OMIS rpt: ISR0445 page1): **FY2017 - FY2021***



*Total number of admissions for violation of the conditions of release (no new sentence).

**The average number of escapees returned has been excluded in the average - which is less than 1 offender average per mth.

Kansas Department of Corrections
End-of-Month Offender Population Report: June 2021 (Month 12, FY 2021)

Table 1
Number of Inmates Confined and Average Daily Population: FY 2020 and FY 2021

Correctional Facility	Number Confined			Average Daily Population***		
	5/31/2021	6/30/2021	Change	FY 2020	FY 2021	Change
KDOC Facilities						
Lansing: Total	1,720	1,762	42	1,762	1,717	-45
Central	1,409	1,435	26	1,311	1,391	80
East	311	327	16	451	326	-125
** South (Osawatomie)	-	-	0	-	-	0
Hutchinson: Total	1,677	1,632	-45	1,907	1,726	-181
Central	924	879	-45	1,087	1,029	-58
East	472	473	1	494	420	-74
South	281	280	-1	315	276	-39
Work Release	-	-	0	11	1	-10
El Dorado: Total	1,642	1,594	-48	1,926	1,632	-294
Central (General Population)	1,051	1,031	-20	1,242	1,254	12
Central - RDU	478	448	-30	435	242	-193
South-East	113	115	2	249	136	-113
Topeka: Total	746	725	-21	887	750	-137
Central (General Population)	671	660	-11	810	690	-120
RDU	75	65	-10	54	60	6
* Federal Inmates	-	-	0	-	-	0
Work Release	-	-	0	23	-	-23
Norton: Total	822	817	-5	965	821	-144
Central	696	696	0	839	726	-113
** East (Stockton) re-opened 9-2010	126	121	-5	126	95	-31
Ellsworth	893	887	(6)	901	825	-76
General Population	893	887	-6	901	825	-76
Work Release	-	-	0	-	-	0
Winfield: Total	613	604	-9	801	545	-256
Central	568	535	-33	582	510	-72
Wichita Work Release	45	69	24	219	35	-184
Larned LCMHF Total	537	528	-9	595	608	13
Central	304	296	-8	310	296	-14
South	150	232	82	9	91	82
West	83	-	-83	276	221	-55
Work Release	-	-	0	-	-	0
House Arrest	-	-	0	1	-	-
Subtotal: KDOC Facilities	8,650	8,549	-101	9,744	8,624	-1120
Non-KDOC Facilities						
Larned State Hospital	4	4	0	5	4	-1
Contract Jail Placement [County]	-	-	0	95	47	-48
Contract Jail Placement [Out-Of-State]	-	-	0	83	55	-28
** Labette CCC	-	-	0	-	-	0
Johnson County Res. Center (WR)	-	3	3	1	-	-1
Subtotal: Non-KDOC Facilities	4	7	3	184	106	-78
Total: All Facilities/Placements	8,654	8,556	-98	9,928	8,730	-1198
Female Population (included in totals above)						
Topeka -Total	746	725	-21	887	750	-137
Winfield (WWR)	-	-	0	-	-	0
Contract Jail Placement [County]	-	-	0	4	-	-
Contract Jail (Jo. Co. Res. Center)	-	-	0	-	-	0
Larned State Hospital	3	3	0	5	3	-2
** Labette CCC	-	-	0	-	-	0
House Arrest	-	-	0	-	-	0
Subtotal: Females	749	728	-21	896	753	-143

* Federal inmates housed at TCF under contract between the Federal Bureau of Prisons and the Kansas Department of Corrections.

** Housing unit closed (or placement option removed) during FY 2009 because of budget constrictions. NCF-East (Stockton) re-opened 9-2010.

*** Average Daily Population (ADP) columns: Because of rounding, the sum of the units might not equal the total for the facility. And, the sum of the facilities might not equal the grand total. Does not include House Arrest

Data comes directly from OMIS rpt: ISR0333 monthly Population Report

Kansas Department of Corrections
End-of-Month Offender Population Report: June 2021 (Month 12, FY 2021)

Table 2
Total Admission and Release Events: FY 2019, FY 2020, FY 2021

Type of Admission	Total Admissions			Avg. Number Per Month		
	FY 2019	FY 2020	FY 2021	FY 2019	FY 2020	FY 2021
Admissions by Court Action:						
010-1010 New Court Commitment	1,954	1,548	1,271	162.8	129.0	105.9
010-1022 *Sanction from Probation (CC)	1,186	284	212	98.8	23.7	17.7
010-2010 Probation Violator, No New Sentence	1,397	1,226	1,056	116.4	102.2	88.0
010-2020 Probation Violator, New Sentence	355	284	237	29.6	23.7	19.8
010-2022 Probation Violator, New Conviction	68	75	43	5.7	6.3	3.6
020-1020 Parole Violator, New Sentence	182	129	96	15.2	10.8	8.0
020-1025 Parole to Detainer, New Sentence	19	35	20	1.6	2.9	1.7
020-6020 Non Violator Return, New Sentence	83	50	48	6.9	4.2	4.0
020-2022 Cond Rel Violator Pend New Sentence	-	-	-	0.0	0.0	0.0
020-1022 Parole Violator, Pending New Sentence	-	3	5	0.0	0.3	0.4
Subtotal: Court Commitments	5,244	3,634	2,988	437.0	302.8	249.0
020-4010 Return from Court Appearance	105	91	75	8.8	7.6	6.3
Subtotal: Admission by Court Action	5,349	3,725	3,063	445.8	310.4	255.3
Return by KDOC Action:						
020-1010 Parole Violator, No New Sentence	1,090	785	437	90.8	65.4	36.4
020-2010 Cond Rel Viol No New Sentence	1	1	8	0.1	0.1	0.7
020-6010 Non Violator Return No New Sentence	5	1	2	0.4	0.1	0.2
020-5010 Return from Escape	4	7	2	0.3	0.6	0.2
Par/CR/PRS/ Adm. Hold--Poss. Vio.	-	-	-	0.0	0.0	0.0
040-1010 Adm In lieu of Revoc. -Par/CR	11	6	-	0.9	0.5	0.0
Subtotal: Return by KDOC Action	1,111	800	449	92.6	66.7	37.4
Inter-jurisdictional Transfer:						
010-4010 Interstate/Fed Compact Received (Interstate)	4	4	3	0.3	0.3	0.3
020-3010 Ks Inmate Returned - Other Jurisdiction	22	28	20	1.8	2.3	1.7
Subtotal: Inter-jurisdictional Transfer	26	32	23	2.2	2.7	1.9
Total: All Types of Admission	6,486	4,557	3,535	540.5	379.8	294.6

Note: Totals may be slightly off when comparing to page 3 due to rounding.

Source: KDOC computerized report PGM-ISR0445 page1 Admission YTD.

*Sanctions 120 days or less is 118 offenders; Sanctions 180 days or greater is 94 offenders

Kansas Department of Corrections
End-of-Month Offender Population Report: June 2021 (Month 12, FY 2021)

Table 2 (continued)
Total Admission and Release Events: FY 2019, FY 2020, and FY 2021

Type of Release	Total Releases			Avg. Number Per Month		
	FY 2019	FY 2020	FY 2021	FY 2019	FY 2020	FY 2021
Release to Post-incarceration Supervision**	4,781	4,607	3,709	398.4	383.9	309.1
Conditional Release	-	-	-	0.0	0.0	0.0
Expiration of Sentence	1,431	620	302	119.3	51.7	25.2
Commutation or Pardon	-	-	-	0.0	0.0	0.0
Inter-jurisdictional Transfer:						
Kansas Inmate Released for Housing	14	6	4	1.2	0.5	0.3
Interstate/Fed. Inmate Released to Sending Juris. (C)	5	2	5	0.4	0.2	0.4
Subtotal: Inter-jurisdictional Transfer	19	8	9	1.6	0.7	0.8
Court-ordered Release:						
Probation	15	13	10	1.3	1.1	0.8
Returned Parolee Placed on Probation	-	-	-	0.0	0.0	0.0
Released on Appeal Bond	1	-	1	0.1	0.0	0.1
Released for Court Appearance	124	107	74	10.3	8.9	6.2
Other Final Release by Court Order	14	15	22	1.2	1.3	1.8
Subtotal: Court-ordered Release	154	135	107	12.8	11.3	8.9
Escape	3	8	-	0.3	0.7	0.0
Death (All Causes)	29	33	52	2.4	2.8	4.3
Total: All Types of Release	6,417	5,411	4,179	534.8	450.9	348.3

* Certain types of transactions involving known temporary exits from a correctional facility have been excluded from the body of the table (release to court/return from court-282).

** Includes releases to post-incarceration supervision via the provisions of the Kansas Sentencing Guidelines Act of July 1993, as well as parole releases by action of the Kansas Prisoner Review Board.

Note: Totals may be slightly off due to rounding when comparing to page 3

Kansas Department of Corrections
End-of-Month Offender Population Report: June 2021 (Month 12, FY 2021)

Table 3
Distribution of Inmate Population by Type of Latest Admission:
Comparison of May 31st, 2021 and June 30th, 2021

Note. The information presented here pertains to the inmate population on the specified dates and not to admissions during the period.

Type of Admission [Latest Admission Per Master Record]		*Number of Inmates		
Admission Code [OMIS]	Admission Description	5/31/2021	6/30/2021	Difference June minus May
Admission by Court Action:				
010-1010	New Court Commitment	5,849	5,793	(56)
010-1022	Sanction from Probation	28	20	(8)
010-2010	Probation Violator, No New Sentence	991	974	(17)
010-2020	Probation Violator, New Sentence	740	729	(11)
010-2022	Probation Violator, New Conviction	68	62	(6)
020-1020	Parole Violator, New Sentence	523	511	(12)
020-1025	Parole to Detainer, New Sentence	39	41	2
020-1022	Parole Violator, Pending New Sentence	5	5	-
020-2020	Conditional Release Violator, New Sentence	15	15	-
020-2022	Conditional Release Violator Pending New Sentence	1	1	-
020-6020	Non-violator Return, New Sentence	52	53	1
040-1010	Admit in lieu of revocation of Parole/CR	-	-	-
Subtotal: Latest Adm. as Court Commitment		8,311	8,204	(107)
Return by KDOC Action:				
020-1010	Parole Violator, No New Sentence	264	273	9
020-2010	Conditional Release Violator, No New Sentence	11	11	-
020-5010	Return from Escape	-	-	-
020-6010	Non-violator Return, No New Sentence	3	3	-
050-1010	Par/CR/PRS/ Adm. Hold--Poss. Vio.	-	-	-
Subtotal: Latest Adm. as Return by KDOC Action		278	287	9
Inter-jurisdictional Transfer:				
010-4010	Interstate/Federal Compact Received	63	63	-
020-3010	Kansas Inmate Returned from Another Jurisdiction	2	2	-
Subtotal: Latest Adm. as Inter-jurisdictional Transfer		65	65	-
Total: All Types of Admission (# of Offenders)		8,654	8,556	(98)

*The SAS POP end-of-month population figure sometimes varies slightly from the OMIS population report because the SAS file is generated at a different time of day than the OMIS population report and OMIS is a fluid database.

Kansas Department of Corrections

Graphic Highlights -- Monthly Offender Population Report (June 2021)

Number of Admissions for Probation Sanctions by YTD Reporting Month: FY2017 - FY2021

