

Fiscal Year 2012 Annual Report



Ray Roberts
Secretary of Corrections

Contents

Table of Contents

Secretary’s Message	2
FY 2013 Population Projections	3
FY 2012 Highlights	4
Mentoring	10
Level of Service Inventory – Revised.....	11
Evidence-based Practices	11
Recidivism Rates	12
KDOC Facilities	13
KDOC Parole Offices	14
Inmate Population: Trends and Characteristics.....	15
Incarceration Rates (State and Federal)	22
Inmate Population: Admissions and Releases.....	23
Offender Population: Post-incarceration Supervision.....	27
Human Resources	29
Fiscal Services	31
Cost Savings.....	37
Office of Victim Services.....	38
Substance Abuse Treatment.....	39
Sex Offender Contract	39
Educational/Vocational Programming.....	40
Food Services.....	41
Medical Services.....	42
Capital Punishment	43
Prisoner Review Board	44

Secretary's Message

Ray Roberts, Secretary of Corrections

This past fiscal year presented many challenges and opportunities for the Kansas Department of Corrections (KDOC) and its stakeholders. A considerable amount of energy was spent reviewing and developing cost-effective strategies to manage a rising prison population, reduce offender recidivism, and provide effective public safety. The KDOC acquired \$2.5 million to expand evidenced-based programming and 357 additional prison beds in the 2012 legislative session. The KDOC also acquired grant funding to facilitate implementation of Prison Rape Elimination Act (PREA) standards, recidivism-reducing programs and assistance to meet offender registration requirements. The Mentoring4Success (M4S) Program also made great strides in helping offenders make a successful transition into the community.

The KDOC has made recidivism reduction a priority. It is encouraging that Kansas has a 33.7% recidivism rate as compared to a national average of 43.3%. The KDOC has established recidivism targets and is building upon past successes. In FY 2013, through additional programs, the KDOC will add an additional 1,500 units of evidence-based programming and interventions. We know from the research that effective cognitive-based programming can reduce recidivism rates from 10% to 30%. Some of our challenges in reducing recidivism are that two-thirds of our incarcerated population are drug abusers and about half have a dependence/abuse diagnosis.

Also, a large number of probation and parole violators are routinely revoked due to actions motivated by substance abuse problems. Mental illness is another factor impacting recidivism. Thirty eight percent of the KDOC incarcerated population has a mental illness diagnosis and 14% of this group is severely and persistently mentally ill. Researchers have discovered that two-thirds of mentally ill offenders also have anti-social tendencies that necessitate cognitive-based interventions and reduce criminal thinking. Many stakeholders in the criminal justice field, which includes prosecutors, judges and members of the law enforcement community, commonly view substance abuse and mental illness as a primary cause of criminal activity and community supervision failure.

The KDOC has experienced significant increases in both the male and female prison population since 2009. The Kansas Sentencing Commission projects the KDOC prison population will grow by 22.6% over the next 10 years, adding 2,114 inmates. The population is projected to increase by 427 in FY 2014, 1,292 through FY 2018, and 1,780 by the end of FY 2022. New court commitments account for 76.9% of prison admissions and 37% of these admissions were probation violators.

In response to rising population, two expansion options were authorized in the last legislative session. In September 2012, 95 minimum beds were added at the Ellsworth Correctional Facility and 262 geriatric beds will be added in January 2013 when the correctional facility in Oswego reopens. The good news is that the operating cost for these facilities is low and will save taxpayers' dollars. The bad news is that these beds will only meet projected bed needs through FY 2013.



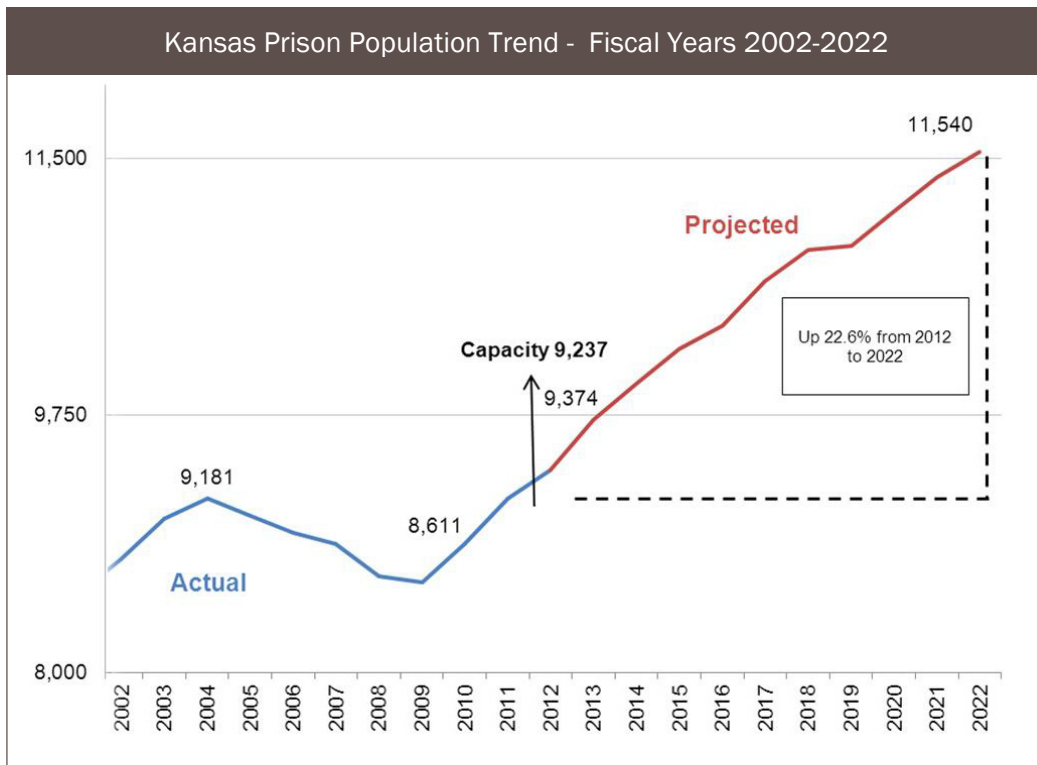
Ray Roberts
Secretary of Corrections

The female population will exceed authorized capacity in FY 2014. Two existing living units within the secure compound at Topeka Correctional Facility are being renovated to meet increasing bed space needs. The first unit, G Dorm, will open in December 2012 and B Dorm will open in FY 14. These additions should provide sufficient space for the next several years for females, but other expansion options will be needed for male beds. Additional specialized beds are also needed to house a growing number of mentally ill and dangerous and disruptive offenders in the system. Over the last few years, the increasing prison population has absorbed specialized beds in the system.

I am encouraged by the assistance KDOC is receiving through the Council of State Governments (CSG) Justice Center and Pew Center on the States. A Justice Reinvestment Working Group has been established to study criminal justice policies and recommend legislative changes to increase public safety and reduce recidivism and spending. PEW, through the Results First initiative, is reviewing our offender programs to ensure that interventions are evidence based and cost effective. I am also thankful for the work performed by agency staff who work so hard to further the KDOC's mission in a challenging environment. Together we can reduce the number of future crime victims and the number of people coming to prison, and provide safe facilities and parole offices.



Ray Roberts
Secretary of Corrections



FY 2012 Highlights

Kansas Department of Corrections

July

- Governor Sam Brownback's Executive Reorganization Order No. 34 established the Prisoner Review Board (PRB) to replace the Kansas Parole Board that was dissolved at the close of FY 2011. The PRB consists of three members appointed by the Secretary of Corrections. The PRB members are: Dave Riggin, chairperson, Jonathan Ogletree and Kathleen Graves. The appointees have a combined 75 years of corrections, law enforcement or social work experience.
- The KDOC signed a contract with a new sex offender treatment provider, Clinical Associates, as part of the KDOC's ongoing efforts to base treatment in evidence-based practices.
- Barton County Community College received state approval to deliver GED services at Ellsworth Correctional Facility and the Larned Correctional Mental Health Facility. The agreement provides GED services at no cost to the KDOC through the Community Based Job Training Grant (CBJTG).
- The KDOC began minimal administrative consolidation with the Juvenile Justice Authority (JJA) in the areas of information technology, research and data evaluation, fiscal services and employee training.



David Riggin
PRB Chair

August

- Secretary Ray Roberts selected Hope Cooper as the warden at the Topeka Correctional Facility (TCF). Warden Cooper joined the KDOC in 2008 as a program consultant in the Community Corrections Division and had been director since 2010. Previously, she worked as a U. S. Probation Officer for the U. S. District Courts in Topeka, and for Community Solutions, Incorporated, an adult day reporting center in Topeka. Warden Cooper began her corrections career with the Excelsior Youth Center in Aurora, Colo., working with emotionally disturbed adolescent females.
- Nurses at the state's eight correctional facilities were among the first in the nation to earn official certification for correctional nursing. The American Correctional Association established a new training and certification program that involves special skills that prison nurses must have in dealing with inmates. Those skills involve dealing with security issues as well as prisoners who feign illness in order to get out of their cells and spend time in the more comfortable infirmary areas.
- The Wyandotte County Offender Reentry Treatment and Housing Initiative (WORTH I) received the 2011 Ad Astra Award during the 6th Annual Kansas Housing Conference. The conference recognizes those who demonstrate excellence in developing affordable housing, shaping housing policy and creating innovative housing solutions to meet the needs of low- and moderate-income Kansans. The group presented the award for Innovation in Housing and Community Development to Kim Wilson Housing, Inc. (KWH) of Kansas City, Kan. The housing reentry program which assists special-needs offenders in Wyandotte County, provides services and programs aimed at facilitat-



Hope Cooper
TCF Warden

ing an individual's successful reintegration into society. In 2010, the Kansas Department of Corrections received a \$289,768 grant under the federal Second Chance Act Prisoner Reentry Initiative to create the WORTH program. Among those served are offenders diagnosed with mental illness, anti-social personality patterns or developmental disabilities and who also have a history of substance abuse, homelessness, hospitalizations and confinement in jail and prison.

- Ashley Dickinson was hired as the KDOC's research director/evaluation administrator. Prior to 2012, the KDOC's research unit had been deconstructed as a standing division due to budget cuts. Before joining the KDOC, Ashley had been working toward receiving her doctorate in criminology at the Indiana University of Pennsylvania. In Pennsylvania, she also worked as a certified peer specialist, serving as a mentor and advocate for persons diagnosed with mental illness.
- Reaching Out from Within sponsored the theater production "Anyone of Us" which debuted at the Topeka Correctional Facility to an audience filled with legislators, local judges and various community organization representatives.
- Attorney General Derek Schmidt toured the KDOC's reopened Norton Correctional Facility at Stockton. The minimum-security unit had been closed in 2009 due to budget constraints.



Ashley Dickinson
Research Director

September

- The KDOC honored 11 long-time Central Office employees who retired as part of the state's Voluntary Retirement Incentive Program. Among those retiring were Deputy Secretary for Community and Field Services Keven Pellant and Enforcement, Apprehensions and Investigation (EAI) Unit Director John Lamb.
 - Keven Pellant's career with the KDOC began in 1988 when she served as director for the community corrections division. She later became the deputy warden at TCF in 1991 and was then promoted to Deputy Secretary of Community & Field Services in 2004. In 2010, Deputy Secretary Pellant continued to serve as deputy secretary and acting TCF Warden. Upon the retirement of the Secretary of Corrections in December 2010, she accepted the acting Secretary of Corrections position and then returned to the Deputy Secretary of Community & Field Services position until her retirement in 2011.
 - John Lamb retired as the KDOC's EAI director, a position he held since 2004. Previously, he served as TCF's chief of security and as the director of policy, procedure and accreditation. From January 1995 through August 2004, Lamb served as the northern regional parole director.
- Brothers in Blue (BIB), a re-entry program based at Lansing Correctional Facility (LCF), grew out of the ending of the InnerChange Freedom Initiative program in Kansas. The BIB is an intensive, voluntary, faith-based program of work and study with the focus on transforming participants from the inside out.
- The KDOC's annual participation at the Kansas State Fair included the selling of products made through the Kansas Correctional Industries (KCI), a self-supporting program of the KDOC which is a combination of traditional and private sector jobs. Currently, KCI employs more than 800 inmates. These jobs consist of both high- and low-skilled opportunities and provide inmates with highly marketable job skills upon release from prison.



October

- John Smith was named the director of the KDOC's EAI Unit. He had been an EAI officer at El Dorado Correctional Facility (EDCF) since 2002. He began his career with the KDOC as a correctional officer in 1991.
- Shannon Meyer was promoted to director of community corrections after having been the assistant director in the KDOC's risk reduction and re-entry division since 2006. She began with the KDOC in 2002 as a corrections counselor at LCF. She moved to the release planning and re-entry office at LCF and then worked as the institutional parole officer before becoming the release planning coordinator.
- The KDOC opened "The Inmate Art Show" at the Statehouse. The show featured approximately 80 works of art from inmates housed within seven of the state's eight correctional facilities. The works varied from paintings to woodworking to weaving.
- Secretary Roberts selected Libby Keogh as the director of the Office of Victim Services (OVS). She joined the KDOC as a corrections counselor at LCF in 2005 and was promoted to the position of victim services liaison at LCF in 2006. She also previously served as parole board administrator. Most recently, she served as a parole officer in Lawrence.
- The Department of Justice's Office of Justice Programs awarded \$599,862 to the KDOC to support the prevention, detection and response to sexual victimization. The three-year grant will aid in ensuring compliance with the implementation of Prison Rape Elimination Act (PREA) standards. The funding was used, in part, to create a full-time PREA coordinator position.
- Secretary Roberts addressed the "Communities Creating Opportunities" forum held at Union Station in Kansas City to discuss the KDOC's Mentoring4Success initiative. The forum included 25 congregations and community organizations from the Kansas City area.
- Two victim service staff members received \$1,000 professional development scholarships to attend the 2011 Conference & Summit on Victim-Offender Dialogue in Niagara Falls. Victim Service Parole Liaison Supervisor Camie Borsdorf and Victim-Offender Program Specialist Holly Chavez were selected by the conference coordinator, the National Association of Victim Service Professionals in Corrections (NAVSPIC).
- Secretary Roberts provided the keynote address at the quarterly meeting of the Wichita Area Law Enforcement Society (WALEs). Secretary Roberts addressed prison population growth and capacity management strategies that the KDOC has implemented.



Shannon Meyer
CC Director



Libby Keogh
OVS Director

November

- The KDOC's vocational cabin building program was highlighted in "The Cornerstone", the national publication of NCCER, a not-for-profit education foundation created to develop industry-driven standardized craft training programs. Since 2006, the KDOC has worked in partnership with the Kansas Department of Wildlife and Parks, the Southeast Kansas Education Services Center (Greenbush) and the Kansas Wildscape Foundation to construct cabins placed at state parks.

More than 50 cabins have been placed at 21 parks.

- The KDOC worked with the Shawnee County Jail and Johnson County Jail to increase work release beds in the system. The population management strategy curbs costs and reduces minimum-custody bed needs.

December

- Governor Sam Brownback joined Secretary Ray Roberts in announcing that the Mentoring4Success initiative reached its initial goal of recruiting 500 mentors. The initiative is a community-based state-wide mentorship program that provides reentry or re-integration services to offenders exiting the prison system.
- Secretary Roberts attended the "State Leaders' National Forum on Reentry and Recidivism" in Washington, D.C. The Council of State Governments (CSG) Justice Center, in partnership with the Association of State Correctional Administrators (ASCA), the Bureau of Justice Assistance, the Public Welfare Foundation, and the Pew Center on the States, convened the national forum to gather state leaders and key federal officials interested in using the principles of effective prisoner reentry to make reductions in recidivism.



January

- The U.S. Environmental Protection Agency (EPA) presented its WasteWise State Government Partner of the Year Award to Hutchinson Correctional Facility (HCF). Since 2010, HCF has diverted nearly 1.5 million of solid waste from local landfills. HCF is the state's only mattress recycling center. Since 2010, the facility has recycled more than 17,000 mattresses, which consisted of 46,000 pounds of foam, 287,000 pounds of steel, 22,000 pounds of wood and 46,000 pounds of cotton. In addition, the facility is recycling used inmate jeans that are made into quilts which are donated to charitable organizations. The inmates have made more than 1,085 quilts, amounting to more than 12,000 pounds of clothing being diverted from a local landfill. Other recycling efforts include the use of recycled ink cartridges, toilet paper and paper towels.
- LCF earned accreditation from the American Correctional Association, verifying that the LCF is in voluntary compliance with national standards.
- Talia Labouchardiere was named the KDOC's PREA coordinator for oversight of PREA investigations, quality assurance of investigative reports and overall compliance with PREA standards.
- The American Correctional Association (ACA) published an article written by Secretary Roberts in the ACA's "Corrections Today" on re-entry efforts and its benefits for recidivism reduction.
- The Results First Initiative, sponsored and supported by the PEW Trust, began in Kansas. The initiative creates a cost analysis of various components within the state's criminal justice system.

February

- Former KDOC staffer Terri Williams, with more than 20 years of criminal justice experience, re-joined the KDOC as the Deputy Secretary of Field and Community Services. She began her career with KDOC as a field parole officer in Wichita and then moved to the Central Office to assist with the sentencing guideline conversion in 1993. She was later promoted to a program consultant position in community corrections and was then selected as the state's first director of release

planning. She left the KDOC in 2001 to work for Community Solutions, a Connecticut-based private non-profit human service agency. Deputy Secretary Williams is a graduate of Washburn University with bachelor's degrees in psychology and corrections and a master's degree in public administration from the University of Kansas.



Terri Williams
Deputy Secretary

- The U.S. Department of Justice's Federal Bureau of Prisons conducted a full monitoring of the Topeka Correctional Facility. The agency found no deficiencies in its inspection.
- The Federal Bureau of Prisons requested the KDOC's assistance in providing data as part of a fact gathering initiative to develop prison population strategies to ease prison overcrowding. Results from the federal study were distributed to members of Congress.
- The KDOC became the first state agency to have its website, www.doc.ks.gov, to earn 100% compliance with a new state testing tool to determine an agency web site's compliance with meeting best practices and accessibility standards for those with disabilities.

March

- The KDOC served as the lead coordinator for all state agencies during Project Topeka, an annual community food drive. State employees collected 45 tons of food for distribution to agencies that feed the hungry in Topeka and Shawnee County.

April

- The last of four KDOC inmates were recaptured two days after escaping from the Ottawa County Jail. Using homemade knives, the inmates overpowered officers after complaining about a broken water line in their holding cell. The officers suffered minor injuries. The inmates had been held at the county jail to aid in overcrowding in the KDOC system. The escapes prompted the KDOC to cancel its contract with the Ottawa County Jail. Contracts with three other county jails were continued after a review of the counties' policies and procedures. These contracts, which pay an average of \$40 a day per inmate, are with jails in Butler, Cowley and Leavenworth counties.

May

- Governor Sam Brownback and Secretary Roberts awarded the 2012 KDOC Employees and Volunteer of the Year during special ceremonies at the Kansas Statehouse. Employees were nominated for each of the awards by their peers and the winners were chosen by a special panel from the KDOC Central Office. Those selected were:
 - Uniformed Employee of the Year - Kathy Repstine, corrections officer at the El Dorado Correctional Facility
 - Non-uniformed Employee of the Year - Rosilan Watts, job/cognitive specialist, Pittsburg



2012 KDOC Uniformed Employees of the Year Nominees.
Governor Brownback presented Corrections Officer Kathy Repstine with top honors.

Parole Office

- Contract Employee of the Year - Brian Adkinson, CCS clinical social worker, Lansing Correctional Facility
- Volunteer of the Year - Dave Cox, Ellsworth Correctional Facility
- Community Corrections Employee of the Year - Valerie Meade, risk reduction coordinator, Johnson County Community Corrections
- Champion of Justice Award, sponsored by KDOC Victim Services - Tammy Richardson, Lawrence Parole Office
- Harold Sass was named the KDOC's chief information officer. He began his career with the KDOC at Lansing Correctional Facility as a support technologist III in 1999. Also, he has held the positions of IT consultant II and has supervised the LCF IT office in his position of technical support consultant III.



Harold Sass
IT Director

June

- Governor Brownback signed House Bill (HB) 2684 to establish the Kansas Justice Reinvestment Working Group, a bipartisan, inter-branch effort that is guiding a comprehensive study to develop policy options aimed at making the state's criminal justice system more effective and efficient. For the initiative, Governor Brownback, Senate President Stephen Morris, Speaker Mike O'Neal, Chief Justice Lawton Nuss, Attorney General Derek Schmidt, and Secretary Ray Roberts requested assistance from the CSG Justice Center, the Pew Center on the States (Pew) and the U.S. Department of Justice's Bureau of Justice Assistance (BJA). They expressed interest in pursuing "justice reinvestment," an approach that brings together all three branches of government and uses data to identify ways the state can reduce corrections spending and use some of the savings generated to reinvest in strategies that increase public safety. Findings from the analysis will yield policy options that state leaders will consider when the legislature convenes in 2013.
- Governor Brownback hosted more than 400 riders as part of the inaugural Governor's Flint Hills Freedom Ride. This motorcycle run benefited LCF's Brothers in Blue (BIB), Ft. Riley's Hearts Apart and the Native Stone Scenic Byway. The event raised \$11,000 for the BIB. The 70-mile ride began in Topeka, traveled the 48-mile Native Stone Scenic Byway, and ended in Wamego.
- Governor Brownback signed Senate Bill (SB) 434 allowing the KDOC to purchase the Saint Francis Boys' Home in Ellsworth for use as a 95-bed, minimum-security satellite facility run by Ellsworth Correctional Facility (ECF). At a cost of \$350,000, the 11-acre site would free needed medium-security in the KDOC system. Inmates were expected to move into the converted facility in September 2012.



Gov. Brownback led the Flint Hills Freedom Ride's motorcycle pack in June. The event raised \$11,000 for LCF's reentry program, Brothers in Blue.

Mentoring

Mentoring4Success

The Helen Initiative

Twenty years ago, Helen served 15 years in prison for writing bad checks. She battled mental illness and lost her family support while in prison. Upon release, she stood outside the prison asking to be let back inside because she had no where to go. With no one to send her to for help, Helen slept on the streets. Years later, Helen died, homeless and alone. If Helen had had someone to help her find resources, get connected to mental health care, give her advice and kindness – things may have been different.

Mentoring

Nearly 4,700 offenders leave prison each year in Kansas. Mentoring4Success (M4S), also known as the “The Helen Initiative,” delivers mentoring services statewide to help offenders safely and successfully return to their communities. Many offenders need help with employment and housing, getting connected to services and reuniting safely with their families. Community service organizations lead this reentry effort by guiding mentoring organizations and mentors while working with the KDOC to match offenders to mentors. In 2012, the initiative matched 500 mentors to offenders.

Paired with an offender six months prior to release, a mentor works with KDOC staff to develop a plan that focuses on such areas as GED preparation; improving reading and writing skills; mock employment interviews; connecting with workforce centers and other resources such as mental health and substance abuse treatment providers; addressing family issues; participating in pro-social leisure time activities; and addressing spiritual needs. In addition, the initiative includes group mentoring and specialized mentoring for offenders who experience mental illness or substance abuse.

Activities in FY 2012

- Revised Internal Management Policy & Procedure 13-107 to ensure training, oversight and safety
- Completed guide for lead organizations
- Developed a brochure to recruit mentors
- Developed a webpage for M4S
- Established 14 Lead Organizations
- Filled seven mentoring positions using existing resources
- Developed a recruitment package for staff to use when recruiting
- Conducted quarterly meetings of the M4S steering team
- Developed guidelines for group mentoring
- Sought Second Chance Act grant funds for three lead organizations
- Developed automated process for mentoring applications, referrals and matches
- Developed mentoring training standards and comprehensive training materials
- Held three media events around the state and worked with media for in-depth stories on M4S
- Held 43 specific recruitment events developed by mentoring coordinators

Level of Service Inventory—Revised

(LSI-R)

The Level of Service Inventory (LSI-R) is an assessment instrument administered when an inmate enters the KDOC's custody. The LSI-R determines an offender's community supervision level and assists with facility-based program referrals, reentry services and with general offender case management. Also, community corrections agencies administer the LSI-R to determine supervision levels.

The KDOC's use of the LSI-R has been reviewed and validated twice since implementation including most recently with Dr. David Simourd, a nationally recognized LSI-R trainer, consultant and researcher.

In FY 2012, KDOC and community corrections staff conducted approximately 19,700 assessments. The contracted cost is \$1 per scored assessment and is administered via an offender interview and scored electronically in the KDOC TOADS database.

Evidence-based Practices

(EBP)

Definition: the extent to which research and knowledge are used to implement processes and tools which aim to improve correction outcomes, such as reduced recidivism (National Institute of Corrections, 2012). Using the current, best evidence for making decisions in regard to the planning, implementing and evaluation of criminal justice policies and directives. This includes using science as knowledge and best evidence from systematic research. The process includes:

1. Define Problem or Question
2. Pull Best Practice Evidence from Literature
3. Assess Literature for Validity, Reliability, and Relevance to Problem/Question
4. Apply Evidence to Own Practice
5. Evaluate

EBP in criminal justice is focused on decreasing the offender's risk of recidivism, thus reducing crime and increasing public safety. The eight principles in criminal justice are:

1. Assess Actuarial Needs/Risk: use research to determine likelihood of reoffending
2. Enhance Intrinsic Motivation: identify reasons to change and engage offender in treatment
3. Target Interventions: structure treatment, supervision and responses to offender's behavior
4. Employ Directed Practice: use cognitive-behavioral treatment
5. Increase Positive Reinforcement: affirm/reward positive behavior
6. Engage Support from Communities: pro-social family/friends/organizations
7. Measure Effectiveness: is it still evidence-based? Well-done? Leading to desired outcome?
8. Provide Feedback: feedback to agency, team, individuals, etc.

Evidence-Based Practice is the breadth of research and knowledge around processes and tools which can improve correctional outcomes, such as reduced recidivism. Tools and best practices are provided with a focus on both decision-making and implementation.

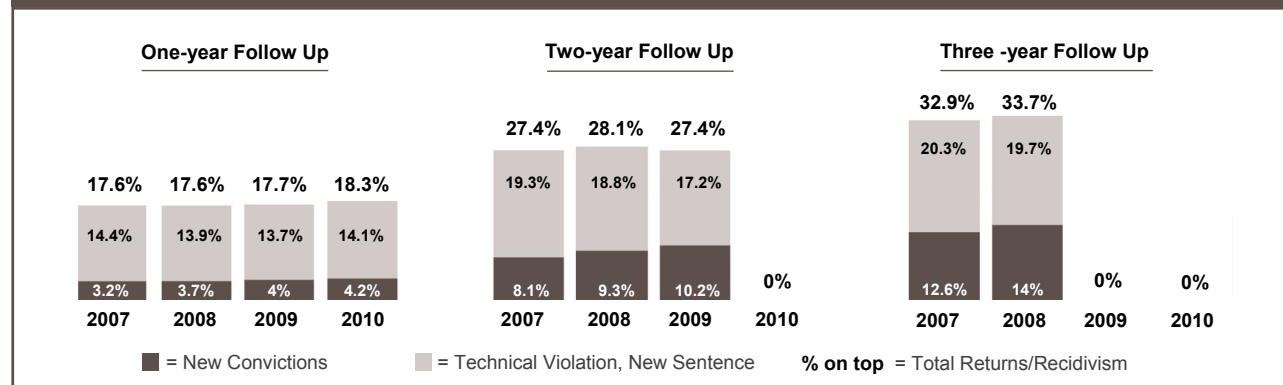
Recidivism Rates

Percent of Offenders Released from KDOC Facilities Who Return within 3 Years

Offenders Released during Calendar Year												
	CY 2005		CY 2006		CY 2007		CY 2008		CY 2009		CY 2010	
	Ave Raw	Ave Ratio	Ave Raw	Ave Ratio	Ave Raw	Ave Ratio	Ave Raw	Ave Ratio	Ave Raw	Ave Ratio	Ave Raw	Ave Ratio
One-year Follow-up												
New Convictions	204	3.90%	202	3.97%	151	3.23%	165	3.71%	179	3.96%	182	4.19%
Technical Violations	1,067	20.40%	725	14.25%	671	14.37%	617	13.87%	620	13.72%	612	14.10%
Total Returns/Recidivism	1,271	24.30%	927	18.22%	822	17.61%	782	17.58%	799	17.68%	794	18.30%
No Returns	3,960	75.70%	4,161	81.78%	3,847	82.39%	3,665	82.42%	3,720	82.32%	3,545	81.70%
Total (All Releases)	5,231	100%	5,088	100%	4,669	100%	4,447	100%	4,519	100%	4,339	100%
Two-year Follow-up												
New Convictions	437	8.35%	478	9.39%	378	8.10%	415	9.33%	460	10.18%		
Technical Violations	1,309	25.02%	990	19.46%	900	19.28%	837	18.82%	778	17.22%		
Total Returns/Recidivism	1,746	33.38%	1,468	28.85%	1,278	27.37%	1,252	28.15%	1,238	27.40%		
No Returns	3,485	66.62%	3,620	71.15%	3,391	72.63%	3,195	71.85%	3,281	72.60%		
Total (All Releases)	5,231	100%	5,088	100%	4,669	100%	4,447	100%	4,519	100%		
Three-year Follow-up												
New Convictions	640	12.23%	672	13.21%	589	12.62%	622	13.99%				
Technical Violations	1,380	26.38%	1,067	20.97%	947	20.28%	874	19.65%				
Total Returns/Recidivism	2,020	38.62%	1,739	34.18%	1,536	32.90%	1,496	33.64%				
No Returns	3,211	61.38%	3,349	65.82%	3,133	67.10%	2,951	66.36%				
Total (All Releases)	5,231	100%	5,088	100%	4,669	100%	4,447	100%				

Note: "Technical Violation" category includes Violation New Sentence & Violation No New Sentence. "New Convictions" include New Commitment after discharge. Ave. Raw Data shown are data entered into PBMS and calculated by PBMS. Data Source: Report: 'ASCA Yearly Recidivism Totals' created once per calendar year in March for PBMS.

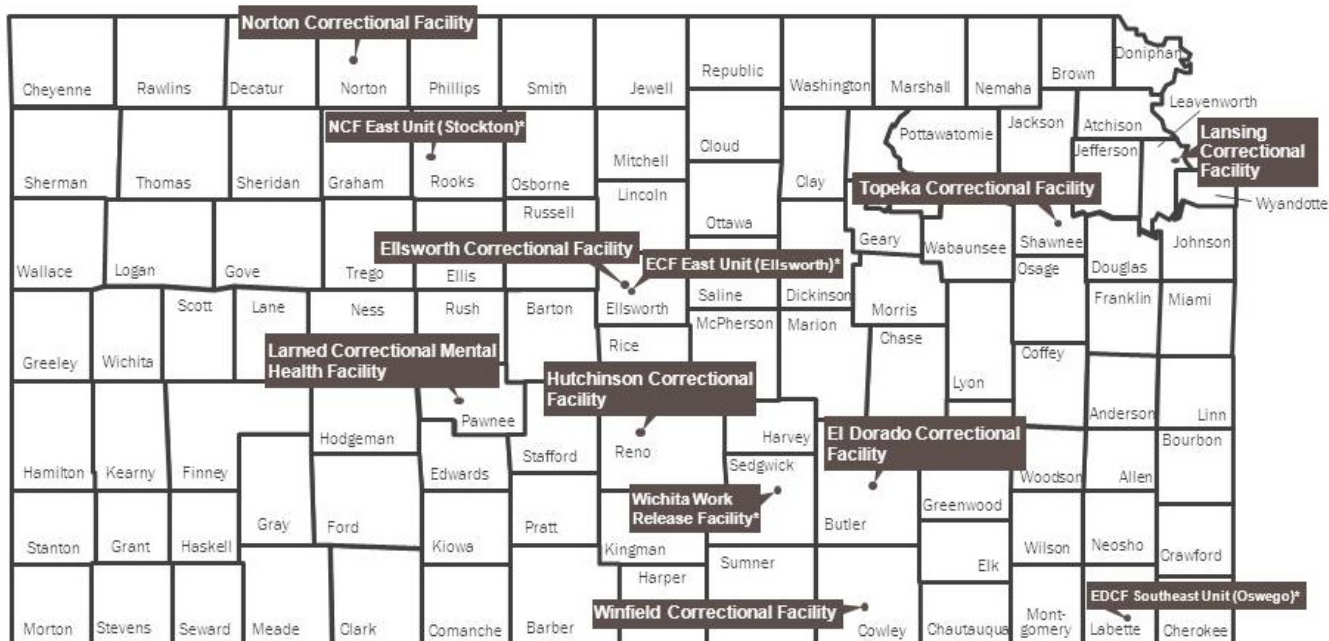
Offenders Released during Fiscal Year: by Type of Return & Length of Follow-up Period*



* The release population includes all offenders released via parole, conditional release or release to post-incarceration supervision via guidelines during the calendar year specified (excluding releases to detainees).

KDOC Facilities

Locations

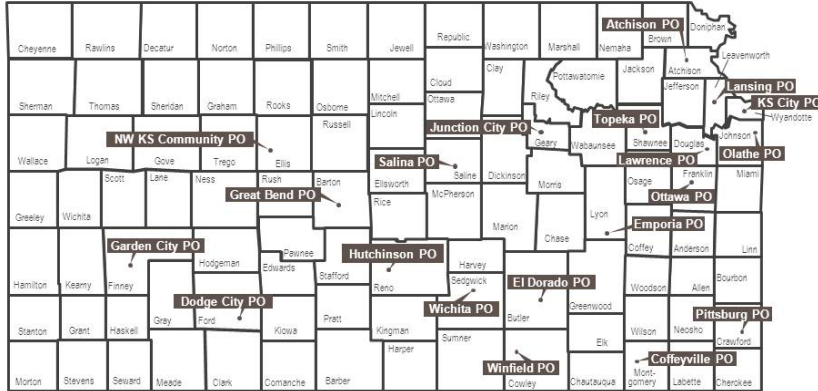


* The Wichita Work Release Facility is a under a parent institution, Winfield Correctional Facility. The NCF East Unit (Stockton) is under a parent institution, Norton Correctional Facility. The EDCF Southeast Unit (Oswego) is under a parent institution, El Dorado Correctional Facility.

- **El Dorado Correctional Facility (EDCF)**
 PO Box 311
 El Dorado, KS 67042
 (316) 321-7284
Warden James Heimgartner
 - Central Unit
 - Reception & Diagnostic Unit (RDU)
- **Ellsworth Correctional Facility (ECF)**
 PO Box 107
 Ellsworth, KS 67439
 (785) 472-5501
 e-mail: ecfi@doc.ks.gov
Warden Dan Schnurr
 - East Unit — Ellsworth
- **Hutchinson Correctional Facility (HCF)**
 P.O. Box 1568
 Hutchinson, KS 67504
 (620) 662-2321
 e-mail: HCFI@doc.ks.gov
Warden Sam Cline
 - Central Unit
 - South Unit
- **Lansing Correctional Facility (LCF)**
 P.O. Box 2
 Lansing, KS 66043
 (913) 727-3235
Warden David McKune
 - Central Unit
 - East Unit
- **Larned Correctional Mental Health Facility (LCMHF)**
 1318 KS Highway 264
 Larned, KS 67550
 (620) 285-6249
 e-mail: contactlcmhf@doc.ks.gov
Warden Doug Waddington
- **Norton Correctional Facility (NCF)**
 P.O. Box 546
 Norton, KS 67654
 (785) 877-3389
 e-mail: NCF2@doc.ks.gov
Warden Jay Shelton
 - East Unit — Stockton
 P.O. Box 527
 Stockton, KS 67669
 (785) 425-6745
- **Topeka Correctional Facility (TCF)**
 815 SE Rice Rd.
 Topeka, KS 66607
 (785) 559-5002
 e-mail: TCF1@doc.ks.gov
Warden Hope Cooper
 - Central Unit
 - Reception & Diagnostic Unit (RDU)
 - West Unit
 - I-Cell House
- **Winfield Correctional Facility (WCF)**
 1806 Pinecrest Cir.
 Winfield, KS 67156
 (620) 221-6660 X202
 e-mail: robbier@doc.ks.gov
Warden Emmalee Conover
 - Wichita Work Release Facility (WWRF)
 401 South Emporia
 Wichita, KS 67202
 (316) 265-5211

KDOC Parole Offices

Locations



Northern Parole

Regional Director: Peggy Lero
1430 SW Topeka Blvd.
Topeka, KS 66612
(785) 296-3195

Southern Parole

Regional Director: Sally Frey
212 S. Market
Wichita, KS 67202
(316) 262-5127

- **Atchison Parole Office**
Atchison, Brown, Doniphan & Nemaha counties
625 Commercial, #4
Atchison, KS 66002
(913) 367-6207
- **Coffeyville Parole Office**
Montgomery and Wilson counties
114 W. 9th St. Suite 1
Coffeyville, KS 67337
(620) 688-6531
- **Dodge City Parole Office**
Clark, Ford, Gray & Meade counties
701 E. Comanche, Suite E
Dodge City, KS 67801
(620) 225-1233
- **El Dorado Parole Office**
Butler, Elk & Greenwood counties
226 W. Central, #310
El Dorado, KS 67042
(316) 321-6303
- **Emporia Parole Office**
Chase, Coffey & Lyon counties
430 Commercial
Emporia, KS 66801
(620) 341-3386

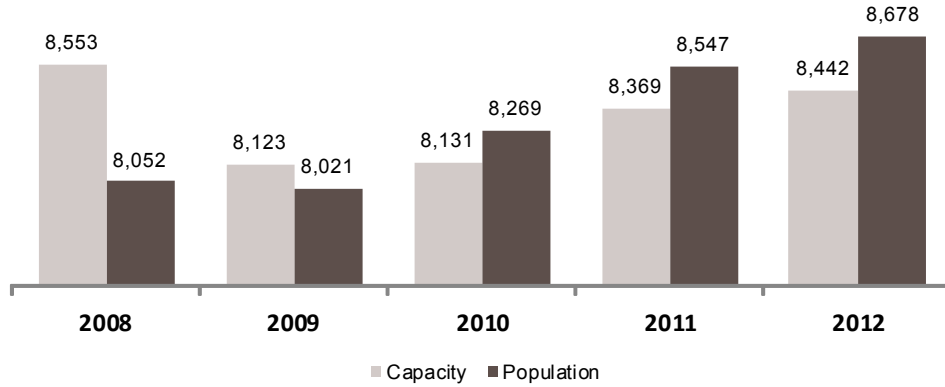
- **Garden City Parole Office**
Finney, Grant, Greeley, Hamilton, Haskell, Hodgeman, Kearny, Lane, Morton, Ness, Scott, Seward, Stanton, Stevens & Wichita counties
601 N. Main, Suite A
Garden City, KS 67846
(620) 272-3878
- **Great Bend Parole Office**
Barton, Pawnee & Rush counties
1806 12th
Great Bend, KS 67530
(620) 792-3549
- **Hutchinson Parole Office**
Barber, Comanche, Edwards, Harper, Harvey, Kingman, Kiowa, Marion, Pratt, Reno & Stafford counties
113 W. 1st St.
Hutchinson, KS 67501
(620) 669-0175
- **Junction City Parole Office**
Clay, Geary, Marshall, Morris, Riley, & Washington counties
446 Grant Ave.
Junction City, KS 66441
(785) 238-1911
- **Kansas City Parole Office**
Wyandotte County
155 South 18th St., Suite 213
Kansas City, KS 66102
(913) 621-1830
- **Lansing Parole Office**
Leavenworth County
P. O. Box 194
Lansing, KS 66043
(913) 727-3235

- **Lawrence Parole Office**
Douglas, Jefferson & Osage counties
1800 E. 23rd, Suite K
Lawrence, KS 66046
(785) 842-2926
- **Olathe Parole Office**
Johnson County
804 North Meadowbrook Dr., Suite 100
Olathe, KS 66062
(913) 829-6207
- **Ottawa Parole Office**
Anderson & Franklin counties
116A West 2nd St.
Ottawa, KS 66067
(785) 242-6952
- **Pittsburg Parole Office**
Allen, Bourbon, Cherokee, Crawford, Labette, Neosho and Woodson counties
1008 W. 4th
Pittsburg, KS 66762
(620) 232-9550
- **Salina Parole Office**
Cloud, Dickinson, Ellsworth, Jewell, Lincoln, McPherson, Mitchell, Ottawa, Republic, Rice, Russell & Saline counties
128 N. Santa Fe, 2A
Salina, KS 67401
(785) 827-2584
- **Topeka Parole Office**
Jackson, Pottawatomie, Shawnee & Wabaunsee counties
1430 SW Topeka Blvd., 3rd Floor
Topeka, KS 66612
(785) 296-3195
- **Wichita Parole Office**
Sedgwick County
212 S. Market
Wichita, KS 67202
(316) 262-5127
- **Winfield Parole Office**
Cowley, Sumner & Chautauqua counties
320 E. 9th St., Suite C
Winfield, KS 67156
(620) 221-3454
- **Northwest Kansas Community Corrections (NWKSCC)**
By contract: Cheyenne, Decatur, Ellis, Gove, Graham, Logan, Norton, Osborne, Phillips, Rawlins, Rooks, Sheridan, Sherman, Smith, Thomas, Trego & Wallace counties
1011 Fort
Hays, KS 67601-3605
(785) 625-9192

Inmate Population

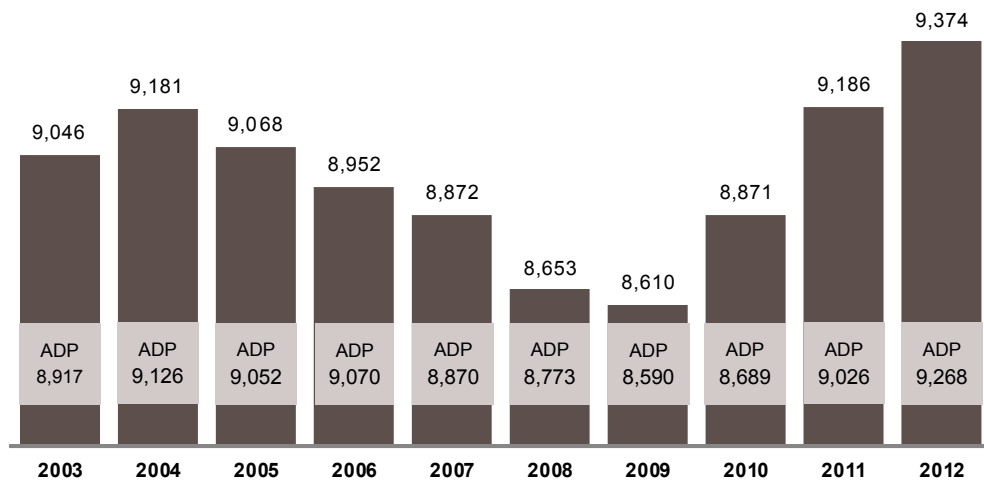
Inmate Population Trends & Inmate Characteristics

Capacity vs. Male Inmate Population FY 2008-2012



Note: Population as of June 30 each year.

Total Inmate Population & Average Daily Population FY 2003-2012*



Male	8432	8496	8413	8301	8200	8052	8021	8269	8547	8678
Female	614	685	655	651	672	601	589	602	639	696

* Population as of June 30 each year.

NOTE: Graph includes 2 under House Arrest and 177 in non-KDOC facilities.

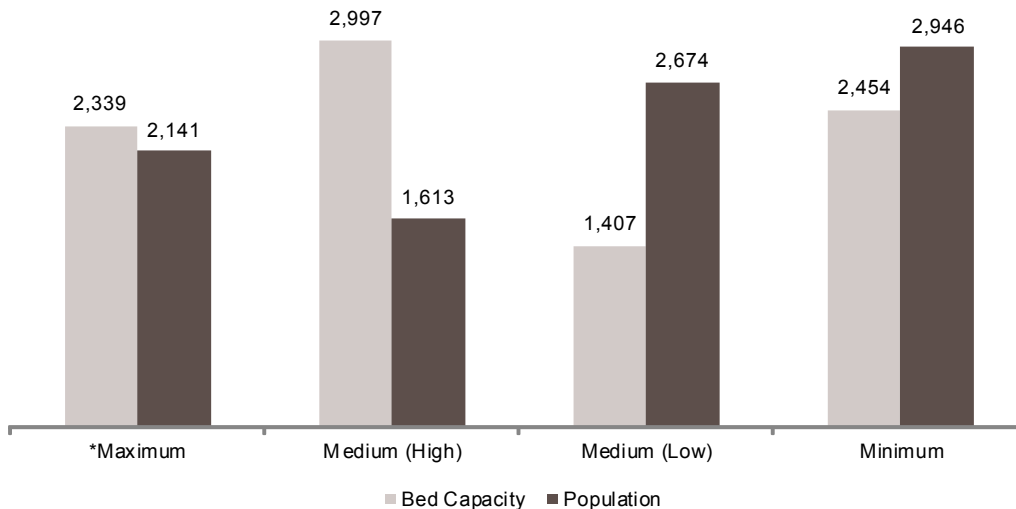
Inmate Population

Inmate Population Trends & Inmate Characteristics

Inmate Population by Housing Location—June 30, 2012		
Facility	Capacity	Number of Inmates
Lansing	2,405	2,401
Hutchinson	1,784	1,869
El Dorado	1,249	1,352
Topeka	773	681
Norton	835	842
Ellsworth	818	823
*Winfield	804	793
Larned CMHF	438	434
Total KDOC Facilities Only	9,106	9,195
Total Non-KDOC Placement		179
Total All Placements		9,374

* Winfield includes Wichita Work Release.

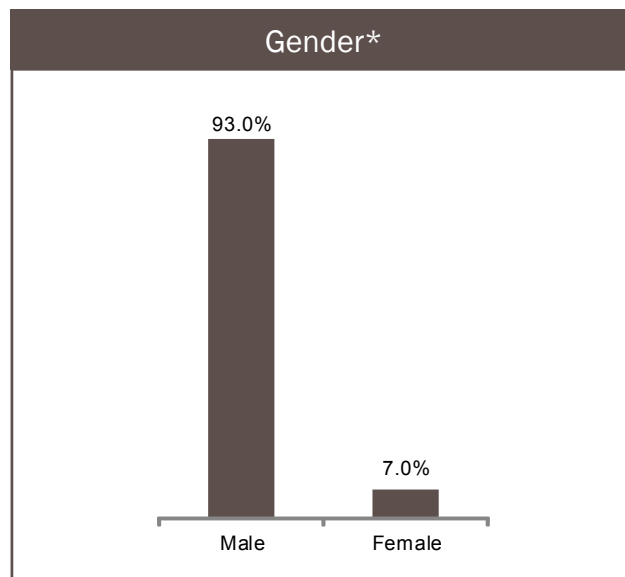
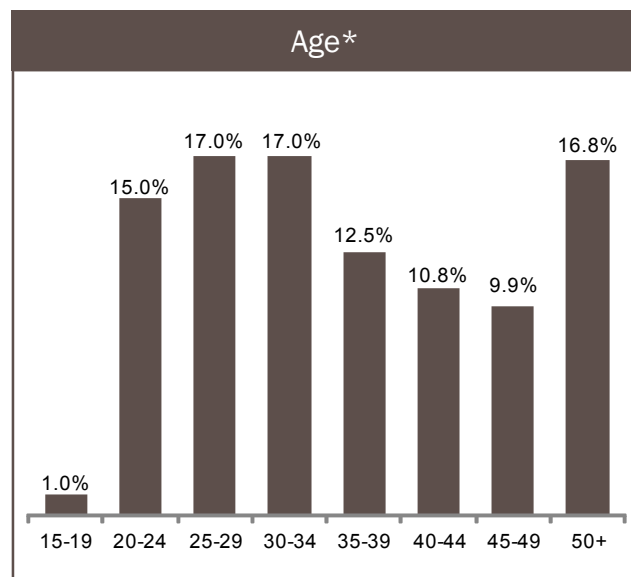
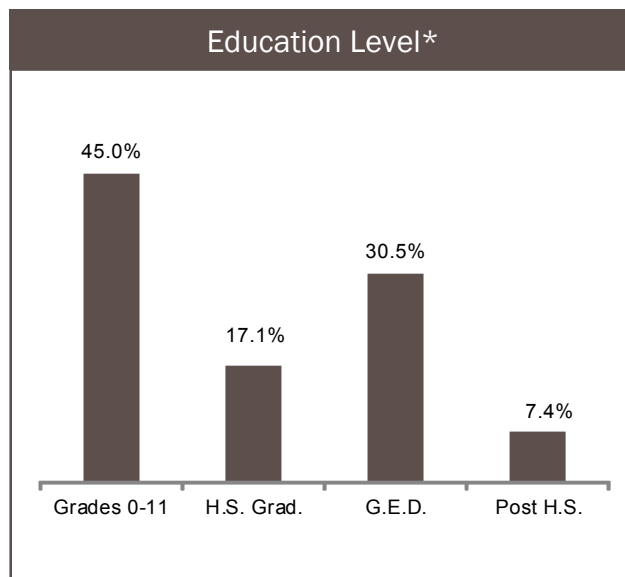
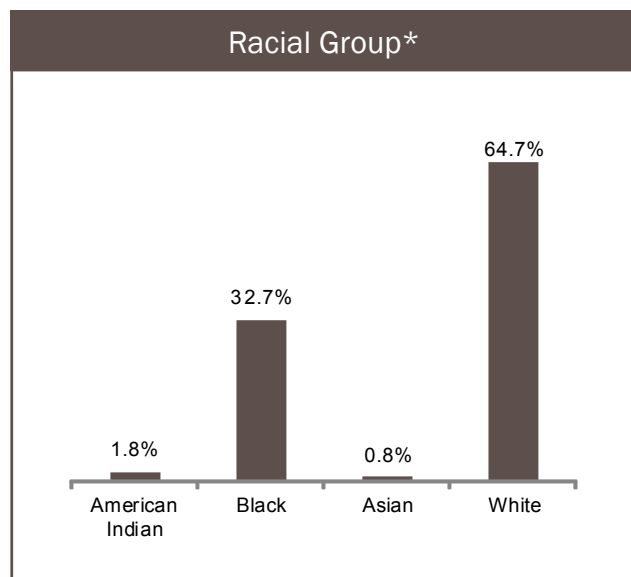
Bed Capacity vs. Inmate Population by Security/Custody Designation—June 30, 2012



Note: *Maximum category includes maximum as well as unclassified and special management designations. Inmates of a lower custody level may be housed in higher level security housing but higher custody inmates may not be housed in lower security housing.

Inmate Population

Inmate Population Trends & Inmate Characteristics



* Population as of June 30, 2012 = 9,374 inmates

Inmate Population

Inmate Population Trends & Inmate Characteristics

Summary of KDOC Facility Inmate Characteristics as of June 30, 2012*									
Characteristic	Total	LCF	HCF	EDCF	TCF	NCF	ECF	WCF	LCMHF
Age Group (Years)									
15-19	93	14	21	31	5	7	13	2	0
20-24	1,382	302	325	257	96	96	164	95	47
25-29	1,560	363	329	253	124	142	153	122	74
30-34	1,565	374	300	248	136	150	139	138	80
35-39	1,149	298	232	136	93	121	84	125	60
40-44	992	279	208	110	67	105	82	96	45
45-49	910	270	166	111	68	82	79	85	49
50-54	742	202	138	96	55	82	55	76	38
55-59	434	155	71	51	30	35	32	35	25
60-64	203	75	49	27	5	14	14	12	7
65+	167	71	30	32	2	8	8	7	9
Subtotal	9,197	2,403	1,869	1,352	681	842	823	793	434
Average Age (Years)	37	39	37	36	36	37	35	38	38
Racial/Ethnic Group									
American Indian	164	33	35	26	20	18	7	12	13
Asian	74	15	19	10	3	13	7	4	3
Black	3,004	938	656	459	198	172	252	214	115
White	5,955	1,417	1,159	857	460	639	557	563	303
Total	9,197	2,403	1,869	1,352	681	842	823	793	434
Gender									
Male	8,516	2,403	1,869	1,352	0	842	823	793	434
Female	681	0	0	0	681	0	0	0	0
Total	9,197	2,403	1,869	1,352	681	842	823	793	434
Education Level									
Grades 0-11	4,073	1,052	879	671	267	348	369	296	191
High School Grad.	1,552	422	259	184	184	140	121	168	74
G.E.D.	2,758	709	572	383	220	242	251	245	136
Greater than H.S.	670	178	139	64	3	105	74	83	24
Subtotal	9,053	2,361	1,849	1,302	674	835	815	792	425
Info. Unavailable	144								
Total	9,197								
Inmate Custody Classification									
Special Management	708	123	93	379	7	20	29	3	54
Maximum	972	462	345	10	57	0	2	0	96
Medium [High]	1,594	493	395	252	90	0	363	1	0
Medium [Low]	2,638	681	667	369	112	460	348	1	0
Minimum	2,930	636	353	47	379	362	81	788	284
Unclassified	355	8	16	295	36	0	0	0	0
Total	9,197	2,403	1,869	1,352	681	842	823	793	434

* Includes two house arrest placements.

Inmate Population

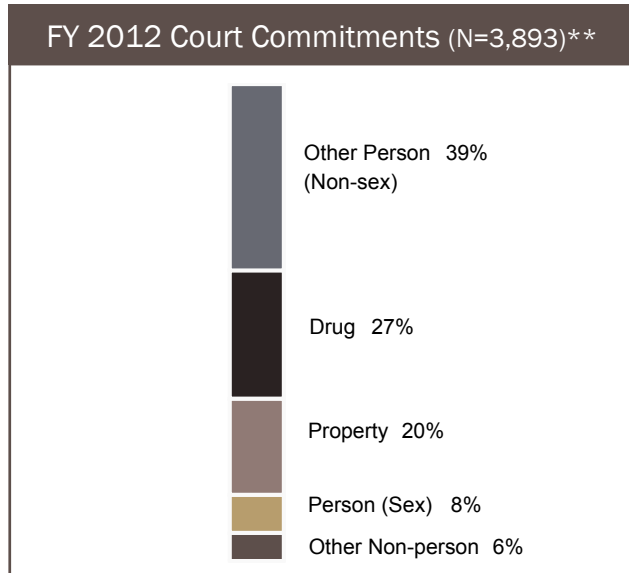
Inmate Population Trends & Inmate Characteristics

Sentencing Characteristics of KDOC & Non KDOC Facilities: June 30, 2012		
Duration of Present Confinement	Number	%
6 months or less	1,843	19.8%
Over 6 months - to 1 year	1,232	13.3%
Over 1 year - to 2 years	1,672	18.0%
Over 2 years - to 3 years	1,025	11.0%
Over 3 years - to 4 years	654	7.0%
Over 4 years - to 5 years	430	4.6%
Over 5 years	2,435	26.2%
Total	9,291	100.0%
Info. Unavailable	83	
Types of Admission		
Commitments for Violation:		
Probation Violation/No New Sent.	1,549	16.5%
Probation Violation/New Sent.	265	2.8%
Subtotal (All Probation Violation)	1,814	19.4%
Parole/CR/Post-Release Violation/No New Sent.	548	5.8%
Parole/CR/Post-Release Violation/New Sent.	694	7.4%
Subtotal	1,242	13.2%
Subtotal (All Types of Violation)	3,056	32.6%
Other Commitments:		
New Court Commitments	6,007	64.1%
Other	311	3.3%
Total	9,374	100.0%
Criminal History Category		
A - 3+ Person Felonies	1,740	20.3%
B - 2 Person Felonies	1,361	15.8%
C - 1 Person Felony and 1 Non-person Felony	1,217	14.2%
D - 1 Person Felony	664	7.7%
E - 3+ Non-person Felonies	806	9.4%
F - 2 Non-person Felonies	320	3.7%
G - 1 Non-person Felony	515	6.0%
H - 2+ Misdemeanors	544	6.3%
I - 1 Misdemeanor or No Record	1,423	16.6%
Sub-total	8,590	100.0%
Not Applicable/Unavailable	784	
Total	9,374	
Breakdown of "Not Applicable/Unavailable":		
Not Applicable [Inmates with only Indeterminate Sentencing]	604	
Compact inmates (from out-of-state)	72	
Information not yet entered in computer	1	
Other Not Available	107	

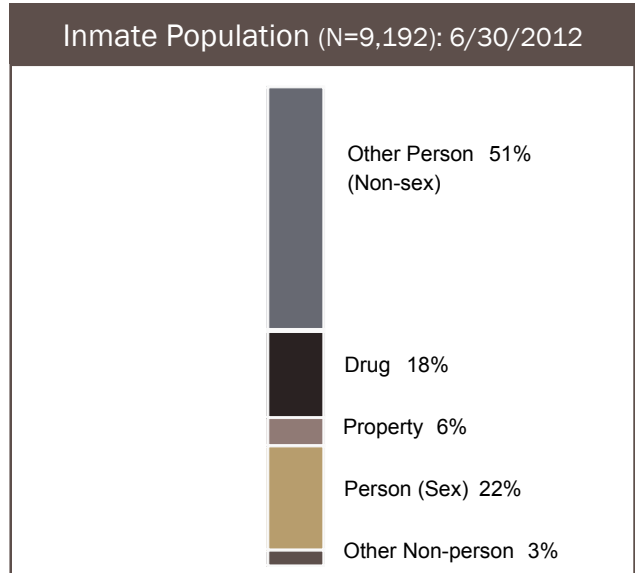
Note: Each % total is given as 100, the sum may vary slightly due to rounding.

Inmate Population

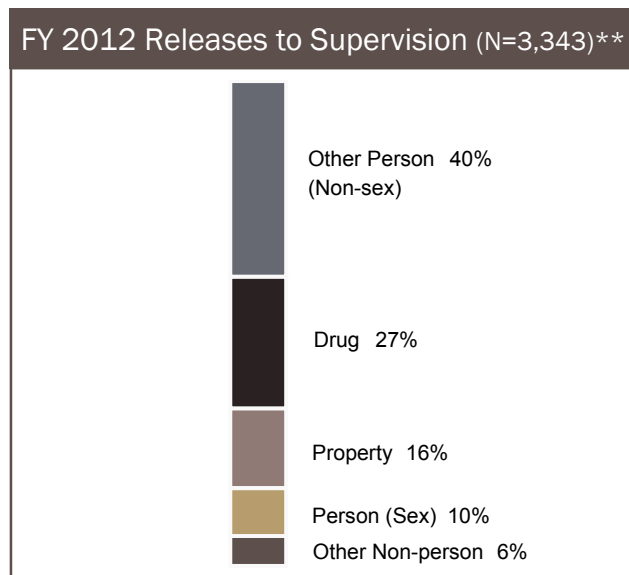
Comparison of Offender Populations: Distribution by Type of Crime (Most Serious Offense)*



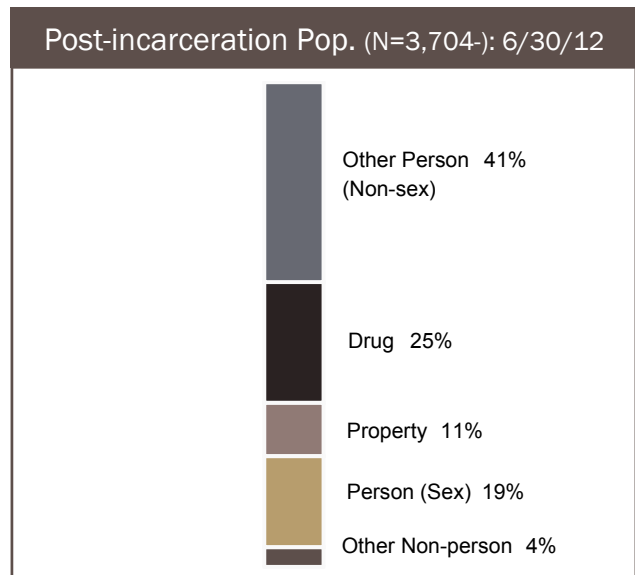
Information Unavailable = 42



Information Unavailable = 5



Information Unavailable = 489***



Information Unavailable = 2,147***

Percent calculated on N and N excludes Missing/Unavailable. Inmate Pop.= KDOC facilities only.

* Information pertains to the most serious offense for the current incarceration for each offender and includes attempt, conspiracy and solicitation to commit the offense.

** Earliest admission of the period for each offender; latest release of the period for each offender.

*** Most of the cases in Information Unavailable category involve offenders who are serving under KSA 08-1467g (4th DUI). These offenders go directly to parole supervision without having first been in prison — hence, they had no "most serious offense for current incarceration."

Inmate Population

Inmate Population Trends & Inmate Characteristics

By Offense Grouping & Gender [overall most serious active offense]* June 30, 2012						
	Total		Male		Female	
	Number	%	Number	%	Number	%
Offense Grouping						
Person Offenses:						
Sex Offenses	2,036	21.7%	2,009	23.2%	27	3.9%
Other Person Offenses	4,765	50.9%	4,431	51.1%	334	48.1%
Property Offenses	573	6.1%	463	5.3%	110	15.8%
Drug Offenses	1,707	18.2%	1,501	17.3%	206	29.6%
Subtotal	9,081	96.9%	8,404	96.9%	677	97.4%
Other Offenses	288	3.1%	270	3.1%	18	2.6%
Total	9,369	100.0%	8,674	100.0%	695	100.0%
Info. Unavailable	5		4		1	
Grand Total	9,374		8,678		696	

NOTE: * Defined as the most serious active offense for which the inmate is serving. Included are attempt, conspiracy and solicitation to commit. Top 3 offenses by males were 21-3401 Murder in the First Degree, 21-3427 Aggravated Robbery and 21-3502 Rape.

Admissions Under Age 18: FY 2002-2012 [at the time of the offense, by type of offense]					
FY	Person	Property	Drug	Other	Total
2002	73	18	12	6	109
2003	46	11	6	1	64
2004	38	13	4	2	57
2005	45	9	4	1	59
2006	73	5	3	2	83
2007	52	8	8	3	71
2008	48	6	1	0	55
2009	53	6	2	0	61
2010	56	6	5	0	67
2011	74	10	4	0	88
2012	52	3	4	2	61

Under Age 18 Offense Grouping [FY 2012 Commitments]		
Offense Group	Number	%
Homicide	7	11.5%
Kidnapping	2	3.3%
Sex Offenses	10	16.4%
Assault/Battery	18	29.5%
Robbery	9	14.8%
Burglary	5	8.2%
Forgery/Theft	0	0.0%
Drug Offenses	2	3.3%
Other Offenses	8	13.1%
Total	61	100.0%

Incarceration Rates

State and Federal Comparison

Imprisonment Rates of Prisoners Under State & Federal Jurisdiction December 31, 2010								
Rank		Rank		Rank		Rank		
1	Louisiana	867	18	Colorado	445	35	New Mexico	323
2	Mississippi	686	19	Delaware	443	36	Kansas	317
3	Oklahoma	654	20	California	439	37	Iowa	309
4	Alabama	648	21	Indiana	434	38	Hawaii	302
5	Texas	648	22	Tennessee	432	39	New York	288
6	Arizona	572	23	South Dakota	416	40	New Jersey	286
7	Florida	556	24	Pennsylvania	403	41	Washington	269
8	Arkansas	552	25	Maryland	387	42	Vermont	265
9	Georgia	549	26	Wyoming	385	43	Nebraska	247
10	Missouri	508	27	Montana	378	44	Utah	238
11	South Carolina	495	28	Connecticut	376	45	North Dakota	226
12	Idaho	474	29	Illinois	373	46	New Hampshire	209
13	Nevada	472	30	North Carolina	373	47	Massachusetts	199
14	Virginia	468	31	Wisconsin	366	48	Rhode Island	197
15	Kentucky	458	32	West Virginia	363	49	Minnesota	185
16	Ohio	448	33	Oregon	361	50	Maine	148
17	Michigan	445	34	Alaska	340			

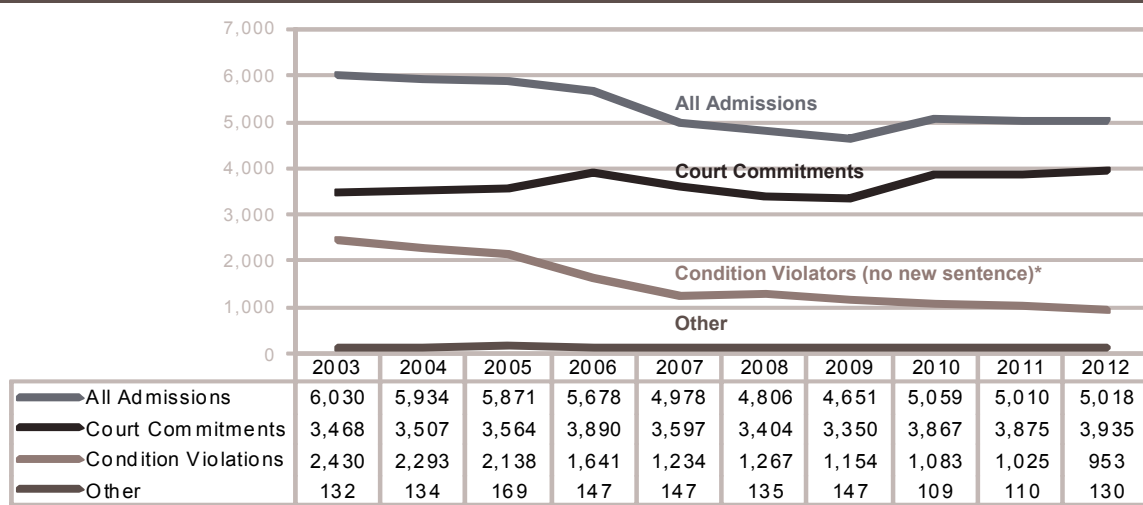
Source: Prisoners in 2010, Bureau of Justice Statistics, U.S. Department of Justice.

Note: Incarceration rate is the number of prisoners sentenced to more than 1 year per 100,000 U.S. residents. Based on U.S. Census Bureau January 1 population estimates.

Inmate Population

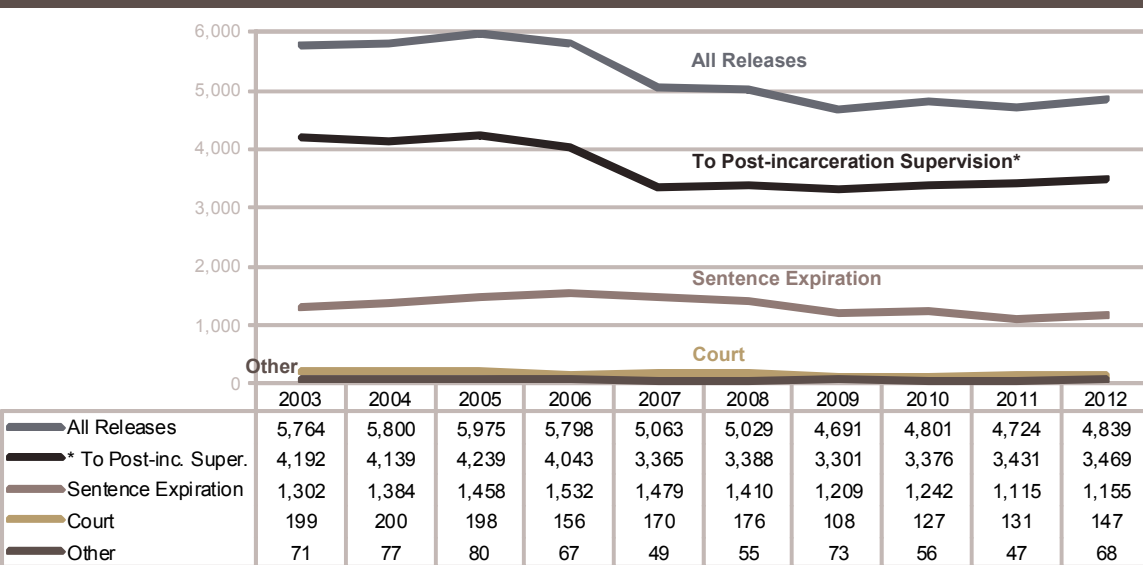
Admissions & Releases

Admissions by Category FY 2003-2012



* The category "Condition Violators (no new sentence)" includes cases in which the offender was officially returned with no new sentence, but actually had been convicted of a new felony offense, the date of the offense for which was before the return to prison. Documentation of the new sentence was not available until after the offender was admitted.

Releases by Category FY 2003-2012

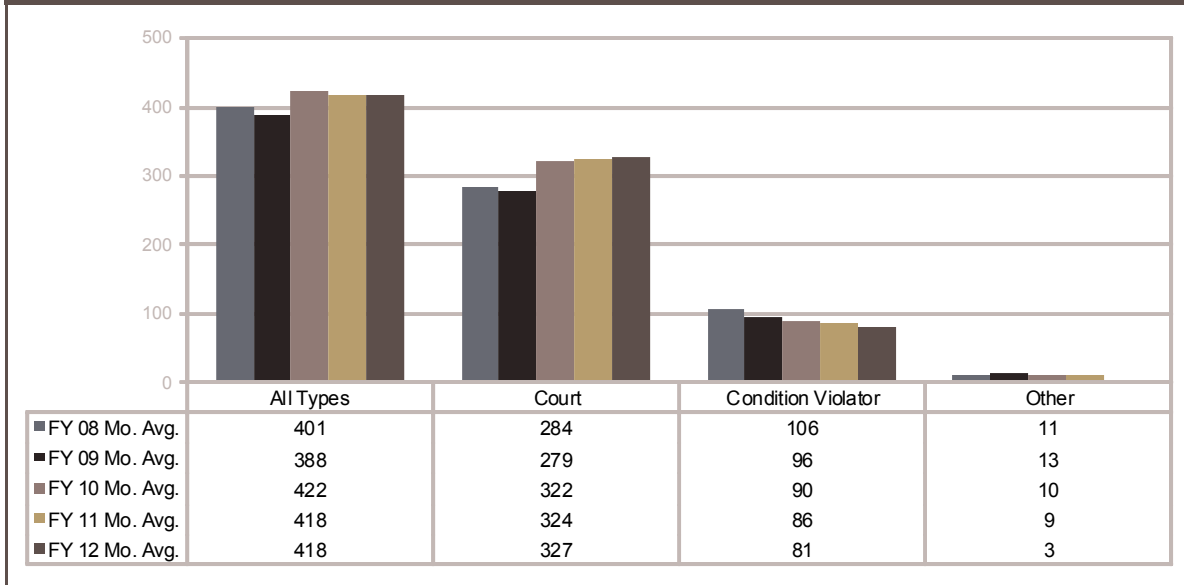


* Post-incarceration Supervision includes parole and conditional release under old law and release to post-incarceration supervision under the Kansas Sentencing Guidelines Act.

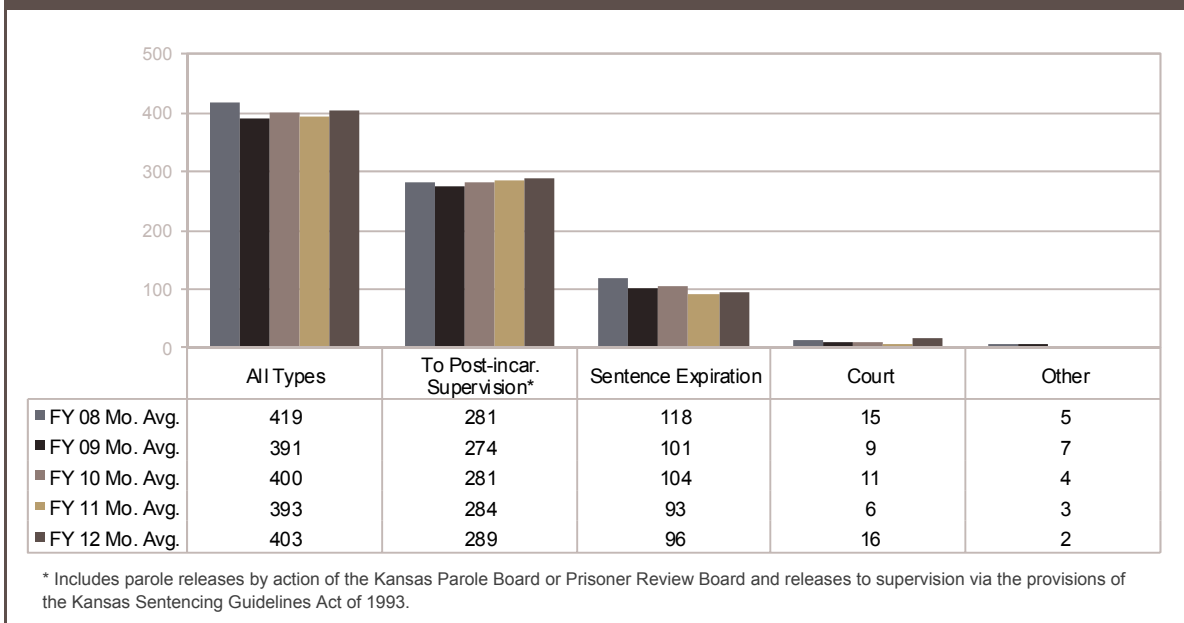
Inmate Population

Admissions & Releases

Average Monthly Number of Admissions Per Year by Major Category FY 2008-2012



Average Monthly Number of Releases Per Year by Major Category FY 2008-2012



Offender Population

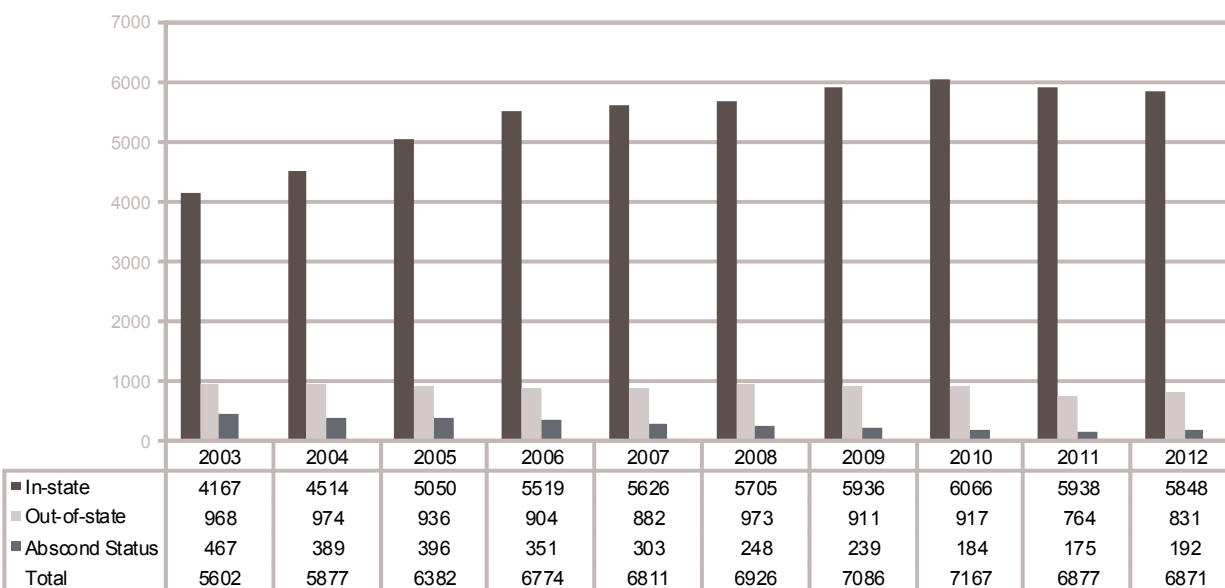
Admissions & Releases

Total Number of Offenders under Post-release Supervision in Kansas: End of FY 2012*

2	4	2	4	8	4	4	3	5	9	17	25	Doniphan		
Cheyenne	Rawlins	Decatur	Norton	Phillips	Smith	Jewell	Republic	Washington	Marshall	Nemaha	Brown	26		
8	6	1	4	5	1	4	8	16	62	20	43	Leavenworth		
Sherman	Thomas	Sheridan	Graham	Rooks	Osborne	Mitchell	Cloud	Clay	Riley	Pottawatomie	Jackson	Jefferson	Wyandotte	
0	5	1	0	35	5	2	6	84	25	8	14	137	730	
Wallace	Logan	Gove	Trego	Ellis	Russell	Lincoln	Ottawa	Geary	Wabaunsee	Shawnee	486	Douglas	Johnson	
2	7	14	2	2	5	10	126	17	7	8	23	146	67	
Greeley	Wichita	Scott	Lane	Ness	Rush	Ellsworth	Saline	Dickinson	Morris	Chase	Osage	Franklin	Miami	
3	7	75	3	78	5	10	29	10	1	88	14	9	30	
Hamilton	Kearny	Finney	Hodgeman	Pawnee	Edwards	Reno	McPherson	Marion	Chase	Lyon	Coffey	Anderson	Linn	
1	8	2	3	9	5	151	59	79	16	3	33	36	36	
Stanton	Grant	Haskell	Gray	Ford	Kiowa	Pratt	Kingman	Sedgwick	1463	Butler	Greenwood	Woodson	Allen	Bourbon
12	4	72	4	3	4	8	8	32	60	3	23	24	92	92
Morton	Stevens	Seward	Meade	Clark	Comanche	Barber	Harper	Sumner	Cowley	Elk	Wilson	Neosho	Crawford	Crawford
4	72	4	3	4	8	8	32	60	4	109	46	73	73	73
Stevens	Seward	Meade	Clark	Comanche	Barber	Harper	Sumner	Cowley	Chautauqua	Montgomery	Labette	Cherokee	Cherokee	Cherokee

* Statewide Total: 5,848 (including 4,140 Kansas cases and 1,708 out-of-state compact cases. Three cases not included in Kansas 4,140 because the county information was unavailable).

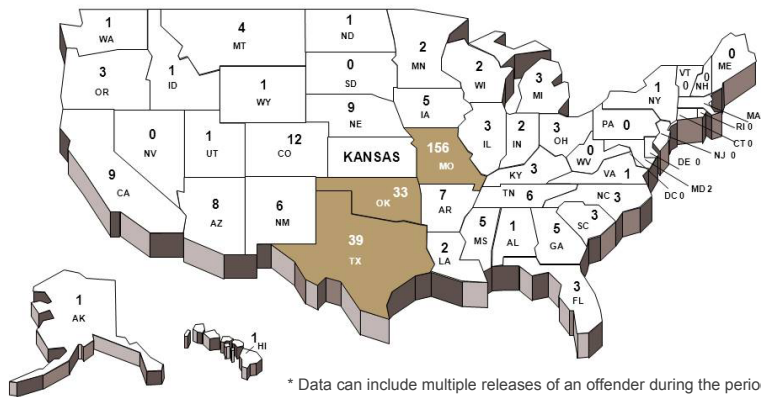
End-of-the-year Offender Population Under Post-incarceration Management FY 2003-2012



Offender Population

Post-incarceration Supervision

Release to Post-incarceration Supervision Out of State in FY 2012*

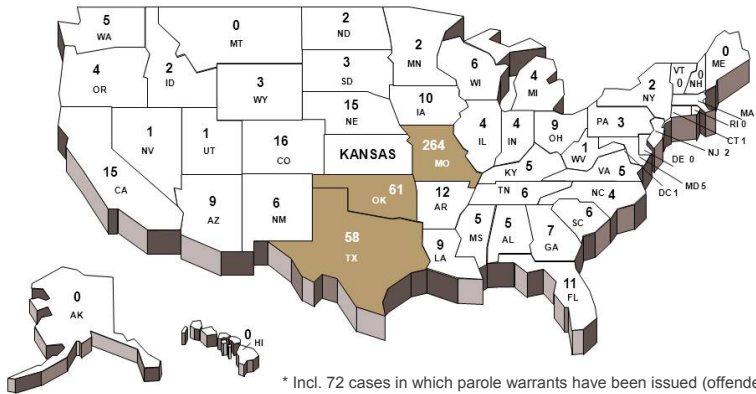


Summary: FY 2011 & FY 2012			
Release Location	FY 2011	FY 2012	% Change
In-State	3,668	3,514	-4.2%
Out-of-State **	4,100	479	10.9%
Total	4,100	3,993	-2.6%

** Includes "other" (federal data unavail.): FY 2011 = 122, FY 2012 = 131

* Data can include multiple releases of an offender during the period. The types of releases include: Parole, Re-Parole, Parole to Detainer, Parole of Returned Probationer, Supervised Conditional Release, and Release to Post-Incarceration Supervision via the provisions of the Kansas Sentencing Guidelines Act of July 1, 1993. Also, includes cases in which offenders convicted per KSA 08-1567 (4th DUI conviction) who enter supervision status without having been first confined in prison.

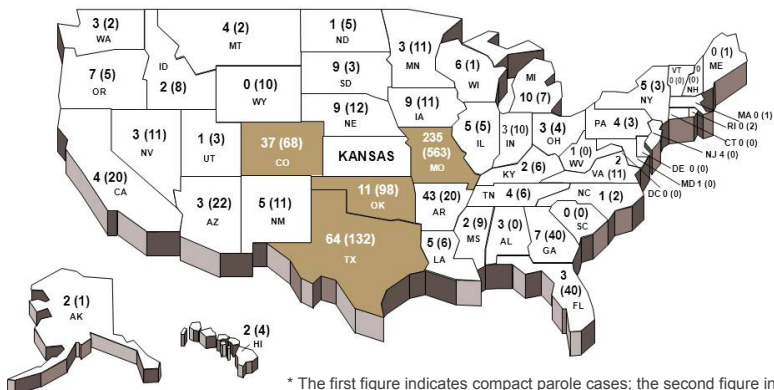
Kansas Cases Under Out-of-state Post-incarceration Supervision by Location: June 30, 2012*



All States	596
United States**	235
Other Countries	0
Info. Unavail.	0
Total	831

* Incl. 72 cases in which parole warrants have been issued (offenders are in a local jail in another state awaiting return to Kansas or serving a sentence in another state with a Kansas detainer in place). ** United States indicates parole to federal detainer.

Compact Felony Cases Serving Parole or Probation in Kansas by sending State: June 30, 2012*



	Nationwide Summary		
	Parole	Probation	Total
All States	528	1,179	1,707
Info. Unavail.	0	1	1
Totals	528	1,180	1,708

* The first figure indicates compact parole cases; the second figure in parentheses indicates compact probation cases, and the second figure (in parentheses) indicates the number of compact probation cases.

Offender Population

Post-incarceration Supervision

Caseload Managed by Parole Officers: End-of-year Status FY 2003-2012										
OFFENDER GROUP	FY 03	FY 04	FY 05	FY 06	FY 07	FY 08	FY 09	FY 10	FY 11	FY 12
Clients in Good Standing										
Parole/Post-release Supervision	2,718	3,033	3,259	3,636	3,549	3,573	3,713	3,800	3,852	3,784
Conditional Release	120	99	69	66	56	61	56	51	47	31
Compact Parole	260	268	359	399	432	451	513	557	554	514
Compact Probation	788	807	1,047	1,118	1,212	1,311	1,354	1,308	1,164	1,148
Subtotal	3,886	4,207	4,734	5,219	5,249	5,396	5,636	5,716	5,617	5,477
Clients Held in County Jail										
Felony Charge	69	60	57	56	85	86	122	126	138	157
Misdemeanor Charge	6	16	10	18	18	21	14	21	24	25
Serving Misdemeanor Sentence	1	2	13	11	11	2	7	12	11	15
Awaiting Return to KDOC	54	79	93	64	118	92	65	98	96	107
Other	41	35	44	55	42	41	28	22	13	15
Subtotal	171	192	217	204	274	242	236	279	282	319
Other Clients										
KDOC Warrant Case Monitored	90	82	66	79	115	79	84	103	76	94
Cases Not Yet Assigned to P.O.	33	47	41	42	29	25	14	9	11	20
Subtotal	123	129	107	121	144	104	98	112	87	114
Total Kansas Caseload	4,180	4,528	5,058	5,544	5,667	5,742	5,970	6,107	5,986	5,910
Number of Field Parole Officers	84	82	86	91	105	105	105	111	102	101
Average Caseload Per P.O.	50	55	59	61	54	55	57	55	59	59

Characteristics of Offenders Under Post-incarceration Supervision: June 30, 2012*

Age Group	#	% of Total
15-19	26	0.4%
20-24	642	11.0%
25-29	983	16.8%
30-34	897	15.3%
35-39	747	12.8%
40-44	690	11.8%
45-49	697	11.9%
50-54	610	10.4%
55-59	324	5.5%
60-64	137	2.3%
65+	98	1.7%
Subtotal	5,851	100.0%
Unavail.		0
Total	5,851	

Racial/Ethnic Group	#	% of Total
American Indian	78	1.4%
Asian	43	0.7%
Black	1,540	26.8%
White**	4,086	71.1%
Subtotal	5,747	100.0%
Unavailable	104	
Total	5,851	

Gender	#	% of Total
Male	5,013	87.2%
Female	734	12.8%
Subtotal	5,747	100.0%
Unavail.	104	
Total	5,851	

*Includes conditional releases. All characteristics reflect status on June 30 of the specified year. The total number of inmates for which information was available varies with the type of characteristic assessed. The number for which information is unavailable is due primarily to the lack of information on some of the 1,911 out-of-state offenders supervised in Kansas. **Not included as a separate racial category is "Hispanic," of which there were 436 in the population. Note: Each percentage total is given as 100 even though the sum may vary slightly due to rounding.

Human Resources

Statistical Summary

Authorized FTE by Location & Uniformed vs. Non-uniformed Employees: FY 2012*			
	Uniformed	Non-uniformed	Total FTE
Facility			
El Dorado	357	123.5	480.5
Ellsworth	161	74	235
Hutchinson	363	146	509
Lansing	509	173	682
Larned	132	52	184
Norton	196	68	264
Topeka	165	83	248
Winfield	131	70	201
Subtotal	2014	789.5	2803.5
Parole Services		148.5	148.5
Re-entry Services		4	4
Correctional Industries		54	54
Central Office		80	80
Total	2014	1076	3090
% of Total	65%	35%	

*Includes funded and unfunded positions

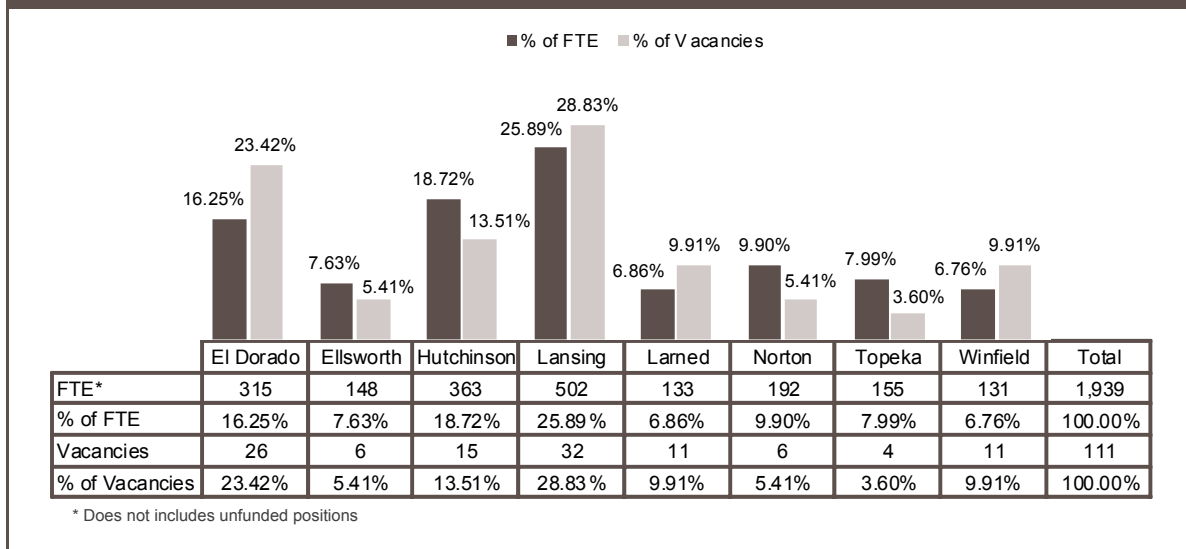
KDOC Workforce									
Avg. Age	Female	Male	White	African American	Hispanic	Asian/Pacific Islander	Native American	Other	Total Employees
Total Workforce: all filled positions including temporary positions (June 2012)*									
43.2	865	2,054	2,556	168	129	17	32	17	2,919
	29.6%	70.4%	87.6%	5.8%	4.4%	0.6%	1.1%	0.6%	100.0%
Uniformed Staff: includes Corrections Officers I's and II's, Corrections Specialists I's (sergeants), II's (lieutenants) and III's (captains), and Corrections Managers II's (majors)**									
43.2	348	1470	1558	119	93	15	21	12	1818
	19.1%	80.9%	85.7%	6.5%	5.1%	0.8%	1.2%	0.7%	100.0%
Parole Officers and Supervisors: includes Parole Officers I's and II's and Parole Supervisors. Excludes PO I and PO II in Central Office.***									
42.9	62	53	98	8	5	0	3	1	115
	53.9%	46.1%	85.2%	7.0%	4.3%	0.0%	2.6%	0.9%	100.0%
Kansas Statewide Statistics: based on the 2010 Census Report****									
36.0	1,437.97	1,415.15	2,390.91	168.32	299.58	71.33	28.53	85.59	2,853,118.00
	50.4%	49.6%	83.8%	5.9%	10.5%	2.5%	1.0%	3.0%	100.0%

*The totals do not include contract staff. **Of the total uniformed staff: 980 were Corrections Officer I's, 454 were Corrections Officer II's, 488 were Corrections Specialists, and 8 were Corrections Manager II's (Majors). ***The total includes 68 Parole Officer I's, 33 Parole Officer II's and 14 Parole Supervisors. ****For the purpose of Kansas Statewide Statistics, Hispanic includes Hispanics of any race.

Human Resources

Statistical Summary

Vacancies in Uniformed Staff (June 30, 2012)



Turnover in Uniformed Staff Positions by Facility

	FTE*	Separations	Turnover Rate	Shrinkage in FY 2013
Facility				
El Dorado	315	68	21.59%	6.80%
Ellsworth	148	47	31.76%	5.75%
Hutchinson	363	89	24.52%	6.50%
Lansing	502	106	21.12%	5.70%
Larned	133	37	27.82%	7.00%
Norton	192	38	19.79%	6.50%
Topeka	155	27	17.42%	7.00%
Winfield	131	20	15.27%	3.50%
Total	1,939	432	22.28%	

*Includes unfunded positions for FY 2012

Fiscal Services

Summary of Activities

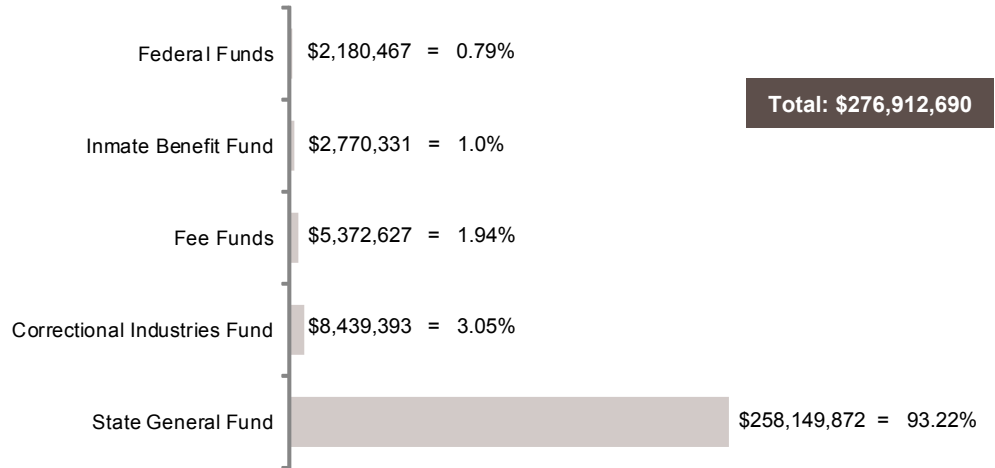
FY 2012 Cost Per Inmate Operating Costs: KDOC Facilities [based on actual expenditures]				
	ADP	Total Expenditures	Annual Cost Per Inmate	Daily Cost Per Inmate
Facility				
El Dorado	1,339	\$33,075,958	\$24,702	\$67.68
Ellsworth	817	\$18,523,995	\$22,673	\$62.12
Hutchinson	1,852	\$42,930,334	\$23,181	\$63.51
Lansing	2,410	\$55,438,651	\$23,004	\$63.02
Larned	400	\$12,385,040	\$30,963	\$84.83
Norton	840	\$20,950,210	\$24,941	\$68.33
Topeka	649	\$18,475,362	\$28,467	\$77.99
Winfield	794	\$18,141,999	\$22,849	\$62.60
Total	9,101	\$219,921,548	\$24,165	\$66.20

FY 2013 Cost Per Inmate Operating Costs: KDOC Facilities [based on approved budget]				
	ADP	Total Expenditures	Annual Cost Per Inmate	Daily Cost Per Inmate
Facility				
El Dorado	1,400	\$35,551,588	\$25,394	\$69.57
Ellsworth	877	\$19,947,556	\$22,738	\$62.30
Hutchinson	1,801	\$42,559,595	\$23,631	\$64.74
Lansing	2,405	\$56,316,058	\$23,416	\$64.15
Larned	432	\$12,612,058	\$29,195	\$79.99
Norton	835	\$21,112,766	\$25,285	\$69.27
Topeka	712	\$19,301,048	\$27,108	\$74.27
Winfield	800	\$18,329,368	\$22,912	\$62.77
Total	9,262	\$225,724,037	\$24,371	\$66.77

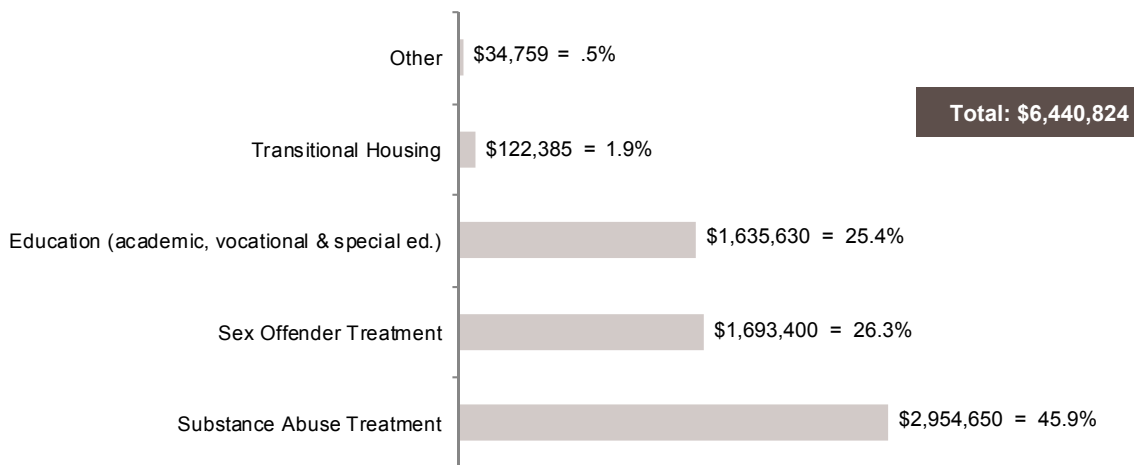
Fiscal Services

Summary of Activities

FY 2012 Operating Budget by Funding Source



FY 2013 Funding for Offender Programs by Program Area

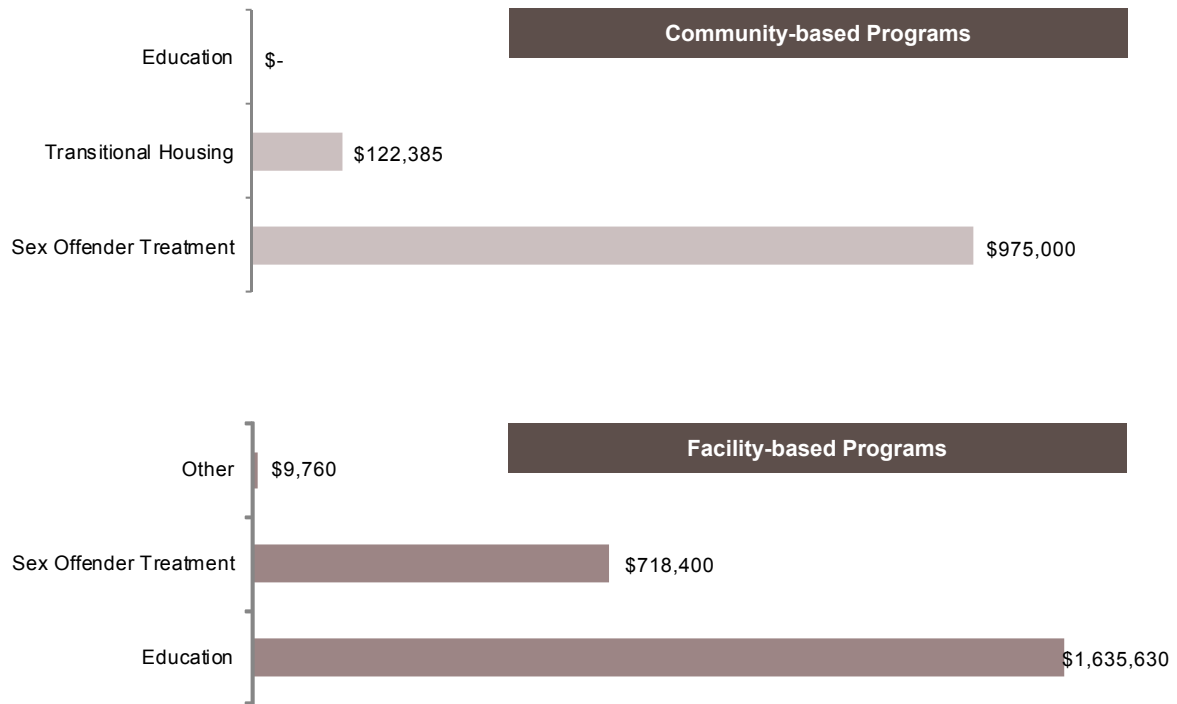


Fiscal Services

Summary of Activities

Community-based Programs vs. Facility-based Programs*

Of the offender program total, \$1,097,385 will be expended for community-based programs and \$2,363,790 for facility-based programs

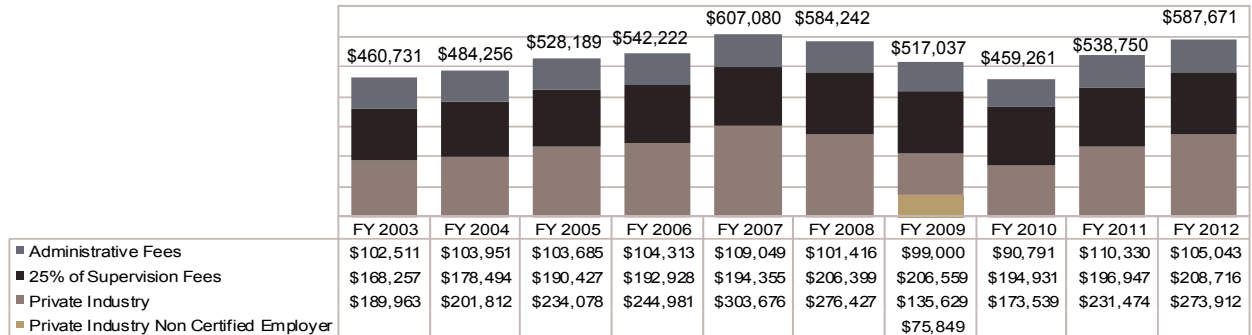


* Comprehensive Substance Abuse Treatment Programming: \$1,020,672

Fiscal Services

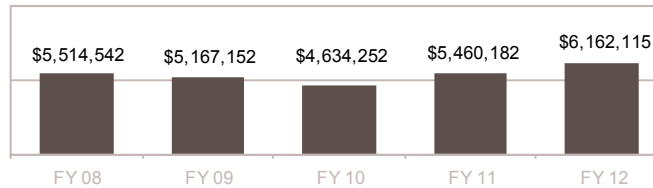
Summary of Activities

Transfers to Crime Victims Compensation Fund: FY 2003-2012*



Since January 1, 1995, the KDOC has transferred funds from various inmate revenue sources to the Crime Victims Compensation Fund. These transfers originate from: (1) entire proceeds from a \$1 monthly fee paid by inmates for administration of their inmate trust accounts; (2) 25% of the proceeds of the monthly supervision fee paid by offenders on post-incarceration supervision; and (3) amounts deducted for this purpose from wages of inmates employed by private correctional industries.

Offender Payments for Fees & Other Obligations: FY 2008-2012



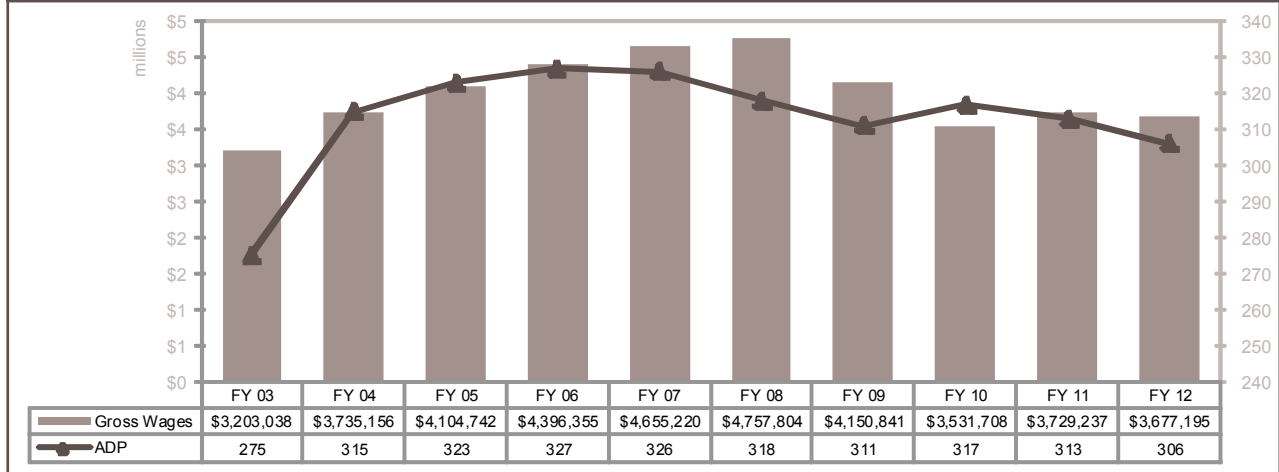
Payments by Type & Amount						
Type of Amount	FY 08	FY 09	FY 10	FY 11	FY 12	Total
Room & Board	\$3,762,748	\$3,420,676	\$3,066,277	\$3,720,384	\$4,232,196	\$18,202,281
Transportation	\$79,675	\$84,248	\$41,466	\$46,454	\$56,064	\$307,907
Court Ordered Restitution	\$303,038	\$335,112	\$319,561	\$381,019	\$458,447	\$1,797,177
Dependent Support Paid	\$1,289	\$527	\$-	\$-	\$505	\$2,320
Attorney Fees Paid	\$3,989	\$2,430	\$150	\$-	\$1,050	\$7,619
Crime Victims*	\$276,427	\$211,479	\$173,539	\$231,474	\$273,912	\$1,166,831
Medical Payments	\$9,951	\$6,026	\$5,905	\$5,195	\$6,590	\$33,667
Court Costs	\$58,867	\$84,388	\$74,655	\$85,712	\$98,511	\$402,134
Collection Agency Fee	\$14,012	\$15,451	\$15,870	\$19,440	\$27,668	\$92,441
Administrative Fees*	\$101,416	\$99,000	\$90,791	\$110,330	\$105,043	\$506,580
Sick Call Fees	\$41,264	\$40,974	\$36,764	\$42,794	\$39,894	\$201,690
UA Fees	\$14,914	\$12,750	\$11,640	\$10,657	\$8,457	\$58,417
Supervision Fees*	\$820,570	\$834,000	\$779,723	\$786,778	\$833,032	\$4,054,104
Filing Fees	\$26,383	\$20,091	\$17,909	\$19,946	\$20,747	\$105,076
Total	\$5,514,542	\$5,167,152	\$4,634,252	\$5,460,182	\$6,162,115	\$26,938,243

*A KDOC Victim Assistance Fund was established for FY 2009 per SB524. The KDOC was authorized to deposit the \$1 administrative fee, 25% of the supervision fees collected and a deduction from the paychecks on inmates employed by a non-certified employer into this fund. A \$350,000 threshold was established, and once reached, the funds from these sources are remitted to the Crime Victims Compensation Fund.

Fiscal Services

Summary of Activities

Work Release Inmates: ADP & Gross Wages Earned: FY 2003-2012



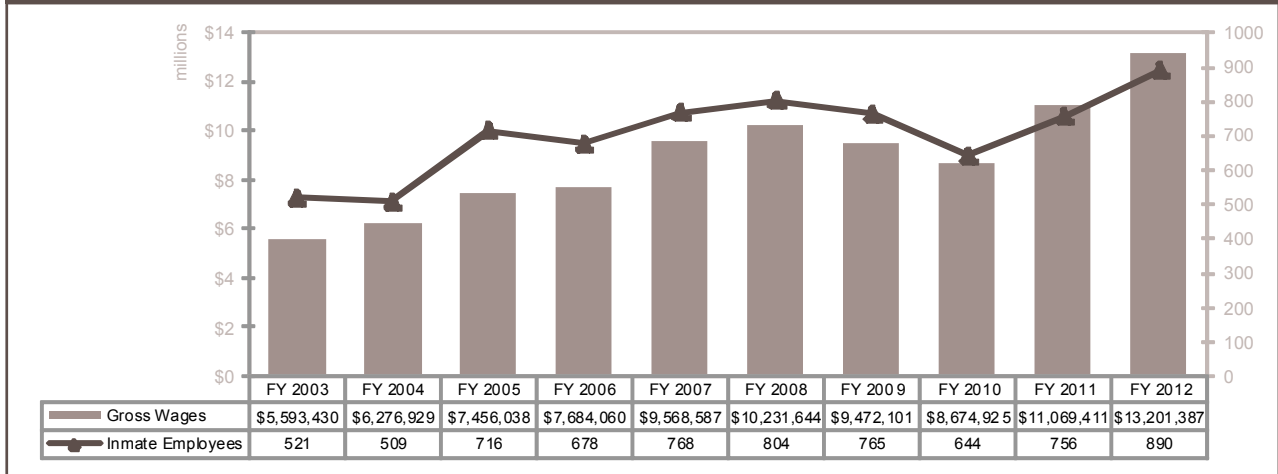
Work Release Inmate Payments: Type & Amount: FY 2003-2012

Payments by Type & Amount										
Type of Amount	FY 03	FY 04	FY 05	FY 06	FY 07	FY 08	FY 09	FY 10	FY 11	FY 12
Room & Board	\$811,036	\$933,702	\$1,044,415	\$1,110,249	\$1,174,425	\$1,204,809	\$1,052,626	\$897,526	\$953,005	\$931,820
Transportation	\$32,017	\$20,856	\$21,930	\$45,104	\$32,341	\$30,641	\$31,345	\$31,002	\$27,190	\$33,728
Dependent Support	\$347	\$1,438	\$3,660	\$3,667	\$5,919	\$1,289	\$527			\$457
Court-ordered Restitution	\$101,593	\$115,151	\$127,936	\$131,539	\$133,702	\$67,829	\$72,941	\$59,350	\$59,013	\$72,282
Attorney Fees	\$5,194	\$7,043	\$5,353	\$6,528	\$12,803	\$3,989	\$2,430	\$150	-	\$1,050
Medical Fees	\$13,414	\$15,884	\$13,706	\$9,595	\$11,516	\$9,951	\$6,026	\$5,905	\$5,195	\$6,590
Estimated Federal Taxes	\$150,941	\$181,162	\$245,779	\$273,437	\$278,867	\$262,234	\$244,937	\$135,785	\$195,396	\$223,234
Estimated State Taxes	\$53,582	\$65,017	\$88,815	\$97,053	\$100,714	\$103,146	\$99,772	\$75,629	\$87,627	\$85,333
Total Criminal & Civil Court Cost						\$18,893	\$34,029	\$28,366	\$26,882	\$30,354
Total Collection Agency Fee						\$2,747	\$2,758	\$2,852	\$3,538	\$5,288
Total	\$1,168,124	\$1,340,253	\$1,551,594	\$1,677,172	\$1,750,287	\$1,705,528	\$1,547,391	\$1,236,565	\$1,357,846	\$1,390,136

Fiscal Services

Summary of Activities

Private Industry Inmates: Number Employed & Gross Wages Earned: FY 2003-2012



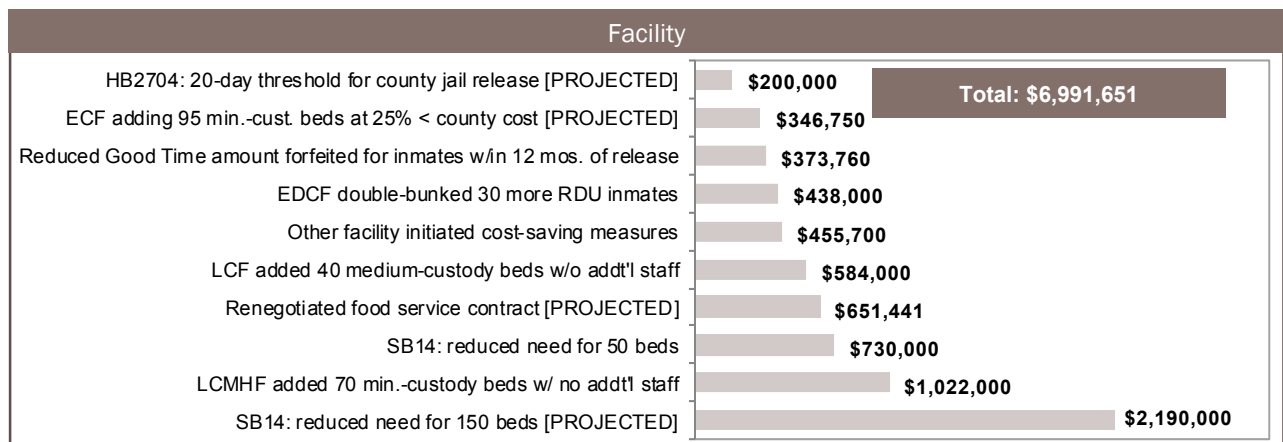
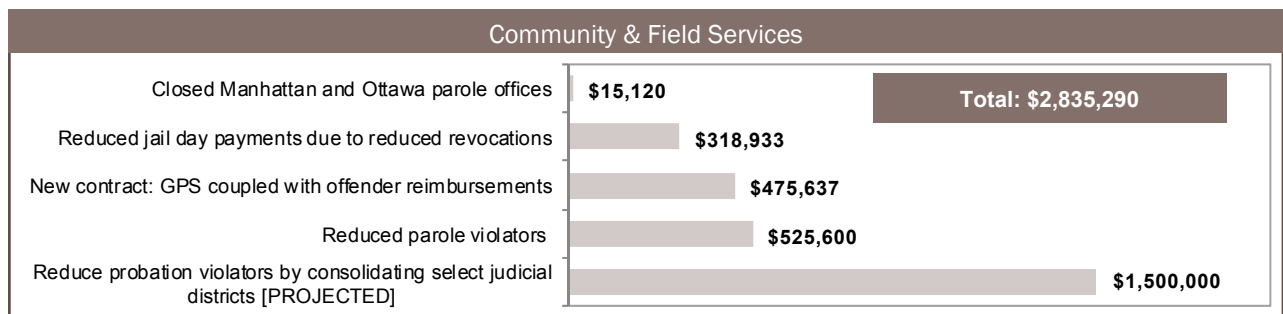
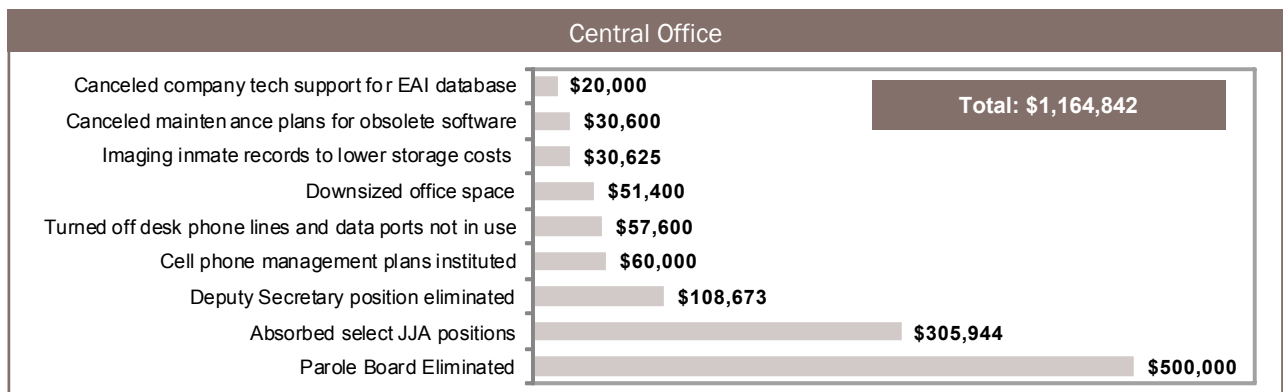
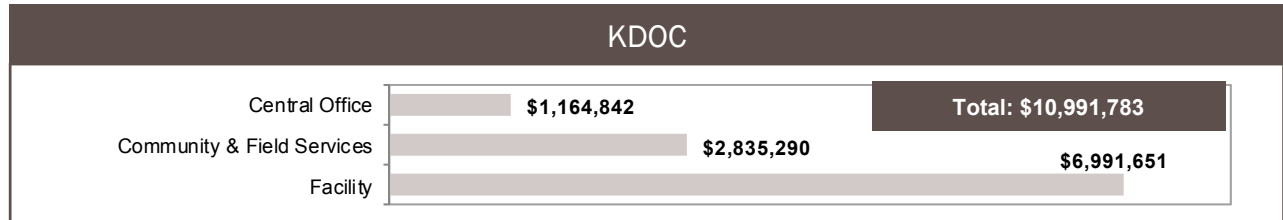
Private Industry Inmate Payments: Type & Amount: FY 2003-2012

Payments by Type & Amount										
Type of Amount	FY 03	FY 04	FY 05	FY 06	FY 07	FY 08	FY 09	FY 10	FY 11	FY 12
Room & Board	\$1,397,133	\$1,567,730	\$1,861,250	\$1,921,042	\$2,392,174	\$2,557,939	\$2,368,050	\$2,168,751	\$2,767,378	\$3,300,375
Transportation	\$13,811	-	-	\$1,243	\$51,596	\$49,034	\$52,904	\$10,464	\$19,264	\$22,336
Dependent Support	\$3,583	\$3,684	\$3,267	\$4,729	\$3,044	-	-	-	-	\$47
Crime Victims	\$189,963	\$201,812	\$234,078	\$244,981	\$303,676	\$276,427	\$135,629	\$173,539	\$231,474	\$273,912
Court-ordered Restitution	\$89,474	\$111,856	\$138,273	\$139,265	\$174,832	\$235,209	\$262,170	\$260,212	\$322,006	\$386,166
Collection Agency						\$11,265	\$12,693	\$13,018	\$15,902	\$22,380
Criminal Court Cost						\$39,133	\$50,139	\$46,035	\$58,545	\$67,323
Civil Court Cost						\$841	\$221	\$254	\$286	\$834
DOC Victim Assistance							\$75,849*			
Total	\$1,693,964	\$1,885,082	\$2,236,868	\$2,311,260	\$2,925,322	\$3,169,848	\$2,957,655	\$2,672,273	\$3,414,855	\$4,073,374

* A Victim Assistance Fund was established for FY 2009 per SB524. The KDOC was authorized to deposit the \$1 administrative fee, 25% of the supervision fees collected and a deduction from the paychecks of inmates employed by a non-certified employer into this fund. A \$350,000 threshold was established and, once reached, the funds were remitted to the Crime Victims Compensation Fund.

Cost Avoidance

Summary of Activities (FY 2012 Actual and FY 2013 Projected)



Office of Victim Services

OVS


Vision Statement

"Giving Kansas crime victims a voice in corrections by providing information, services and support with compassion and respect."

FY 2012 Highlights and Accomplishments

- 8,871 victims received services from the Office of Victim Services (OVS). Of these, 3,398 were first-time registrants, a 34% increase from FY 2011.
- 26,974 people connected to 63% of active offenders in KDOC custody were registered for services.
- The OVS sent 15,868 notification letters, an 8.5% increase from FY 2011.
- 82% of victims surveyed indicated they felt safer because of OVS services, 86% reported satisfaction with liaison services and 97% were glad they received notification services.
- Based on surveys from FY 2009, FY 2011 and FY 2012, the satisfaction rate of services averages 89%, a slight decline from previous averages. The decline corresponds with the lowest OVS staffing level since before FY 2008. The OVS has experienced a 40% staff reduction despite a growing number of victims registering for services.
- Of victim-initiated services, 8,029 services were provided. For example, as part of the Public Comment Session Advocacy program which assists victims through public comment sessions, the OVS sent notification letters to 574 victims. Of this, 106 addressed the Prisoner Review Board.

OVS Funding Sources



Activities in FY 2012

- OVS overview: M.A.D.D., Governor's Basic Advocacy Skills Information Knowledge (BASIK) training class, Child and Family Services Division of South Central Kansas
- Wrap-Around Safety Planning: Attorney General's Crime Victims' Rights Conference
- Domestic Violence in Corrections Guest Lecture: University of Kansas
- Crime Victims' Rights Week Courage Walk, Voices of Victims Rally & Wipe Out the Violence fundraiser
- Community Supervision and Stalking: KDOC Parole Services
- Managing Domestic Violence Offenders: KDOC Parole Services
- Victim/Offender Dialogue and Restorative Justice Programming: Prisoner Review Board, KDOC Administration, Kansas Organization of Victim Assistance
- October Domestic Violence Awareness: KDOC
- Advisory Board/Committee Involvement
 - Co-hosting National Association for Victim Service Professionals in Corrections (NAVSPIC) 2012 VOD Summit & Conference
 - Fatality Review Board
 - BASIK Steering Committee
 - Governor's Advisory Council on Domestic Violence Training
 - PEW Justice Reinvestment Workgroup
 - Topeka Correctional Facility Relationship Violence Committee
 - PREA standards review panel

Programs & Support Services

Substance Abuse Treatment

Activities in FY 2012

- Substance Abuse Recovery Program (SARP)
 - 24 slots at Topeka Correctional Facility through a contract with Mirror, Inc.
 - 75% funded with a Residential Substance Abuse Treatment (RSAT) grant and a 25% KDOC match.
 - Targets high-risk female inmates assessed using the Level of Service Inventory-Revised (LSI-R).
 - Contract effective January 1, 2011 with an option to renew for three additional one-year periods. Total payments for July 1, 2011 thru June 30, 2012 will not exceed \$318,891, which includes RSAT funding of \$239,168 and \$79,723 from KDOC funds.
 - Six-month program centers on cognitive behavioral change, using “Thinking for a Change” course.
 - Participants began entering the program in June 2011 with a total of 25 participants.
- Chemical Dependency Recovery Program (CDRP)
 - Located at the Larned Correctional Mental Health Facility, counselors are state employees licensed with the State Behavioral Sciences Regulatory Board.
 - Consists of 40 slots and lasts approximately 18 weeks.
 - CDRP is funded through the facility budget.
 - Targets high-risk male inmates assessed using the LSI-R.
- Co-Occurring Disorder Recovery Program (CODRP)
 - Established through an agreement with the Kansas Department for Children & Families (DCF).
 - For inmates with both substance abuse and mental health diagnosis, CODRP is provided to Larned Correctional Mental Health Facility inmates at the Isaac Ray Unit at Larned State Hospital.
 - Serves up to 16 inmates. Treatment is provided by DCF certified counseling staff.

Sex Offender Contract

Activities in FY 2012

- Contract awarded to Clinical Associates, P.A. of Lenexa, for one year with a renewal option for four years.
- Contract for FY 2012 is \$1.46 million.
- 18.5 FTE with 80 slots at Lansing Correctional Facility and 3 slots at Topeka Correctional Facility.
- Cognitive-based treatment program that is assessment driven.
- Evidenced based with dosage and duration based on risk level:
 - High: 300 hours
 - High Moderate: 200 hours
 - Low Moderate: 140 hours
 - Low: 60 hours
- The facility-based portion of treatment is completed in 4 to 9 months.
- Community Sex Offender Treatment locations: (unlimited slots) Parole offices in Emporia, Garden City, Great Bend, Hutchinson, Junction City, Kansas City, Lansing, Lawrence, Olathe, Pittsburg, Salina, Topeka, Wichita and Northwest Kansas Community Corrections.

Programs & Support Services

Educational/Vocational Programming

Activities in FY 2012

- Contractor: Southeast Kansas Education Service Center (Greenbush) since 2001.
- Contract (amendment 24) effective June 1, 2011 for FY 2012. Payment not to exceed \$1,539,213 to include Title 1 education funds of \$59,246 and not to exceed \$1,479,967 for academic, vocational and special education programming, assessment and capital improvement.
- Reception and Diagnostic Unit (RDU) assessment includes IQ, reading comprehension level, vocational interest survey and determination of high school diploma or GED need.
- Title 1: No Child Left Behind funding from the Kansas State Department of Education.
 - Must be less than 21 years old or turn 21 during the school year and meet criteria based on an educational needs assessment.
 - In FY 2012, 18 participated with 8 completions.
- Special Education:
 - Must meet educational needs assessment criteria and the same Title I age requirements.
 - In FY 2012, 119 participated with 9 completions.
- Literacy:
 - Must test lower than 8th grade reading level regardless of high school diploma/GED completion.
 - In FY 2012, 43 participated with 27 completions.
 - Four literacy slots in FY 2012.
- GED Preparation: Required for inmates determined at RDU not to have a high school diploma or GED. All state funding cut in FY 2012.
 - In FY 2012, programs were funded by the Inmate Benefit Fund, Kansas Correctional Industries, federal funds, inmate self-pay or by the use of volunteers.
 - In FY 2012, 481 participated with 140 completions.
 - Through InnerChange Freedom and a volunteer initiative at LCF and a fee-based initiative at TCF, the program had 121 participants, with 44 total completions in FY 2012.
 - Total GED slots were reduced to 99 in FY 2012.
 - Colby Community College provides enhanced skills educational classes to meet college credit requirements. Offered to inmates at Norton.
- Vocational program participants for FY 2012 totaled 223 with 87 completions.
 - Contracted vocational programming consists of four programs available statewide.
 - These programs include: Homebuilding (HCF, NCF, ECF), which includes the cabin building funds from Wildscape via the Kansas Department of Wildlife, Parks and Tourism; construction wood-working (at TCF and HCF for cabinet building for the cabins); masonry (EDCF); and the dental lab technician program for female inmates at TCF.
- Grant-funded Vocational: Provided via a Community Based Job Training (CBJT) grant and a U.S. Department of Education (USDE) grant. Awarded to Barton Community College, the grants target inmates as part of the Second Chance Act.
 - Consists of 7 classes including nationally recognized manufacturing skills certification.
 - USDE grant, which funded the electrical skills program at HCF, ended September 30, 2011.
 - CBJT grant funds the manufacturing skills certification class at three facilities, the HVAC program at HCF, the plumbing program at two facilities, the Auto CAD program at HCF, the welding program at ECF, and the Certiport Computer Program at two facilities.
 - The CBJT grant was extended through August 2012.
- In FY 2012, 306 participated with 175 completions.

Programs & Support Services

Food Services

Activities in FY 2012

- Privatized food service since 1996.
- Contract with Aramark Correctional Services expires at the end of FY 2022.
- Amount of contract for FY 2012: Payment not to exceed \$13,757,358.
- Responsible for all labor, food, supplies and materials required for delivery of food services except at Larned Correctional Mental Health Facility (LCMHF), where only labor is provided.
- Utilizes a standardized menu on a five-week rotation for all facilities except LCMHF.
- Menu is changed twice per year (Fall/Winter and Spring/Summer).
- 2,900 calories/day for males and 2,200 calories/day for females.
- Satisfies nutritional requirements for adults set out by the National Academy of Sciences.
- Contract performance standards require meeting or exceeding applicable American Correctional Association and National Commission on Correctional Health Care standards.
- Prepares a certified religious diet consistent with the Religious Land Use and Institutionalized Persons Act.
- Provides 15 standardized medical diets (e.g., diabetic, cardiac, broken jaw, pregnancy), a combined certified religious/medical diet, and other medically ordered special diets (e.g. hospice).
- Meal prices are set using a sliding scale based on the monthly inmate census excluding the LCMHF population (9,510,075 meals per year).
- Daily rate is charged for the services provided at LCMHF.
- Provides a vocational food service program, Inmate To Work (IN2WORK) (I2W), at all facilities except the Wichita Work Release Facility and LCMHF (serves 108 students per year). In FY 2012, there were 148 participants with 69 completions.
- Fresh Favorites™ incentive meal program at seven facilities (pays a 15% commission to the Inmate Benefit Fund at that facility) provides financial support for the vocational program.
- Go Truck™ program at LCF was a behavioral management incentive program in which inmates had the opportunity to purchase food that is not available on a consistent basis (e.g., hamburgers, snacks and beverages). The program ended March 2012.

Meal Costs Per Inmate	
FY 2012	Cost/Meal
July 1 — September 30	\$1.457
October 1 — June 30	\$1.347
FY 2013	\$1.389

Programs & Support Services

Medical Services

Activities in FY 2012

The KDOC provides comprehensive health care by contract with private companies. Each facility provides for a physician, nurse practitioners, physician assistants, mental health services and dental services. In FY 2010, the KDOC entered into an eight-year contract with Correct Care Solutions, Inc., (CCS). With changes in Medicaid regulations in Kansas and other federal requirements, the contract will be bid again, and the existing contract will expire December 31, 2014.

All medical costs for eligible inmates are the responsibility of the contractor with the exception of Wichita Work Release inmates in employment status who are responsible for their own medical costs.

This year, the contract included the Medicaid deduction program for those inmates who were: under 18, more than 64, pregnant and/or disabled. This saved the KDOC and the State of Kansas \$750,000. Therefore, the KDOC did not request enhancements to offset increased healthcare costs.

Services are provided on-site through the use of personnel or contracted services. To seek non-emergency medical attention, an inmate submits a sick call slip and is charged a \$2 fee for the initial visit. Routine sick calls are conducted five days a week. Each facility also provides 24-hour emergency medical, dental and mental health care.

Specialized services may be provided through agreements with area providers such as hospitals, clinics, medical specialties and laboratories. The objective is to secure qualified licensed health care professionals who can manage and operate the health care services program at full capacity and in a cost-effective manner.

Since FY 1995, as a monitoring component for the contract, the KDOC entered into an agreement that provides for medically trained management consultants to assist the KDOC in managing the health care contract. This contract is with Kansas University Physicians, Inc., (KUPI), the physicians group affiliated with the University of Kansas Medical Center.

A total of \$999,326 is budgeted for the KUPI contract in FY 2013. This is a \$96,822, or 9%, increase from FY 2012. This level of funding will allow KUPI to perform its contract oversight duties at the same level as in FY 2012 as well as add on the feature of oversight for the inmate Medicaid compliance program and the employee fitness component for duty evaluations.

In past years, the KDOC has been forced to reduce funding elsewhere to ensure the health care contract was funded at a level that allows for the provision of adequate health care. For FY 2012, this included the elimination of all funding from the State General Fund for inmate programs.

FY 2012	
Expenditures	Amount
Base Contract	\$48,701,116
Deductions	
State-Employed Nursing Staff	(\$123,751)
Delay Restoration of 5.8 FTE	(\$317,132)
One-Time Equipment Reduction	(\$243,010)
One-Time Education Fund Reduction	(\$38,889)
Suspend NCCHC Accreditation	(\$60,000)
Staffing Penalties	(\$850,000)
Total Deductions	(\$1,632,782)
Adjusted Contract	\$47,068,334
Nursing School Contracts	\$102,510
State-Employed Nursing Staff	\$123,751
KUPI	\$999,326
Total Health Care Expenditures	\$48,293,921
Funding	
State General Fund	\$46,213,828
State General Fund	\$999,326
Forensic Psychologist Fund	\$270,000
General Fees Fund	\$37,000
Alien Incarceration Grant Fund	\$485,000
Total Funding	\$48,005,154

Capital Punishment

Overview

- Kansas has had a death penalty law three times, but has not conducted an execution since 1965.
- The U.S. Supreme Court struck down the death penalty laws in 40 states, including Kansas, in 1972. After several previous attempts, the 1994 Legislature enacted a death penalty law, which Governor Joan Finney allowed to become law without her signature. The statute took effect on July 1, 1994.
- Kansas statute established the death penalty by lethal injection as a sentencing option for offenders 18 years of age and older who are convicted of capital murder (K.S.A. 21-3439).
- A number of inmates have been convicted of capital murder but sentenced to life in prison (with a minimum term of 25 years to parole eligibility) instead of death.
- Kansas does not have a separate “death row.” Inmates sentenced to death are typically housed in El Dorado Correctional Facility (EDCF), along with other inmates who are in administrative segregation.
- Inmate Scott Cheever was sentenced to death for the murder of Greenwood County Sheriff Matt Samuels. Inmate Cheever is held in the Administrative Segregation Unit at Lansing Correctional Facility (LCF) due to the number of friends and family of Sheriff Samuels who are employed at EDCF.
- In the event that a female inmate is sentenced to death, she will be held at the Topeka Correctional Facility (TCF), the only facility for female inmates in Kansas.
- Inmates managed at EDCF or TCF will be transferred to LCF within a week of the scheduled date of the execution.
- The average cost of incarceration at EDCF per inmate for Fiscal Year 2012 was \$24,702.

Kansas Capital Punishment Inmates (as of November 2012)					
Name	KDOC #	Race	Date of Birth	Date Capital Sentence Imposed	County of Conviction
1) James Kraig Kahler	101355	White	January 15, 1963	October 11, 2011	Osage
2) Justin Eugene Thurber	93868	White	March 14, 1983	March 20, 2009	Cowley
3) Gary Wayne Kleypas	66129	White	October 8, 1955	December 3, 2008	Crawford
4) Scott Dever Cheever	72423	White	August 19, 1981	January 23, 2008	Greenwood
5) Sidney John Gleason	64187	Black	April 22, 1979	August 28, 2006	Barton
6) Douglas Stephen Belt	64558	White	November 19, 1961	November 17, 2004	Sedgwick
7) John Edward Robinson, Sr.	45690	White	December 27, 1943	January 21, 2003	Johnson
8) Jonathan Daniel Carr	76065	Black	March 30, 1980	November 15, 2002	Sedgwick
9) Reginald Dexter Carr, Jr.	63942	Black	November 14, 1977	November 15, 2002	Sedgwick

Prisoner Review Board

(PRB Overview)

Activities in FY 2012

The Prisoner Review Board (PRB) has a significant role in the two sentencing systems that govern inmates confined within KDOC facilities. The PRB consists of three members appointed by the Secretary of Corrections. The PRB members are: Dave Riggan, chairperson, Jonathan Ogletree and Kathleen Graves.

Under the indeterminate release structure, the PRB determines if an incarcerated inmate serving an indeterminate sentence (old law) will be released and establishes conditions of post-incarceration supervision for those inmates who are granted parole. Indeterminate sentences include sentences for offenses committed prior to July 1, 1993 and off-grid sentences for offenses committed on/after July 1, 1993.

The PRB considers 10 factors established by the Kansas Legislature as well as reports and materials pertinent to each inmate's case. These factors are:

- Circumstances of the offense
- Previous criminal record and social history of the inmate
- Programs and program participation
- Conduct, employment, attitude, disciplinary history during incarceration
- Reports of physical/mental examinations, including but not limited to risk factors revealed by any risk assessment
- Comments from public officials, victims or their family, offender family or friends, or any other interested member of the general public
- Capacity of state correctional institutions
- Input from staff where offender is housed
- Proportionality of time served to the sentence that would have been received under the Kansas sentencing guidelines for the conduct that resulted in the inmate's incarceration
- Pre-sentence report

Number of Inmates Currently Incarcerated on Indeterminate Sentences Only			
Offense Type	06/30/2010	06/30/2011	06/30/2012
Homicides	337	322	310
Sex Offenses	212	206	175
Agg. Kidnap/Kidnap.	91	86	74
Agg, Robberies/Robberies	72	59	49
Other Non-drug Offenses	31	13	20
Drug Offenses	14	12	4
Total	757	698	632

Number of Indeterminate Inmates who Remain Incarcerated	
#	Type
2333	Number of individuals incarcerated on July 1, 1980 (all admission types).
32740	New Court Commits from July 1, 1980 – July 1, 1993 and half of all New Court Commits Admitted in FY 1994 (assumes 50% of new court commits in FY 1994 were sentenced under the old law and were not eligible for conversion pursuant to the Retroactive Provision of the Kansas Sentence Guidelines Act).
35073	Old law inmates in potential release pool (excluding parole condition-only violators admitted from July 1, 1980 through approx. December 31, 1993).
632	Inmates with old law sentences-only incarcerated on June 30, 2012.
1.80%	Old law inmates incarcerated on July 1, 1980 or admitted on or after July 1, 1980 with a new sentence (new admission, probation violation NS/ NNS, PE/CR violation NS and Agg. Juvenile Delinquency) [632/35073= .01801] still incarcerated.
234	Inmates serving an old law sentence-only who have never been released on their most recent admission as of December 7, 2011(42 not yet PE eligible/192 at least one suitability for release hearing).
0.67%	Old law inmates incarcerated on July 1, 1980 or admitted on or after July 1, 1980 with a new sentence (new admission, probation violation NS/ NNS, PE/CR violation NS and Agg. Juvenile Delinquency) and serving on an old-law sentence-only who have never been released. [234/35073= .06671].

(1) There are approximately 500 old law inmates on post-incarceration status. (2) There are old law inmates with mixed indeterminate-determinate sentences who are still serving on the indeterminate portion of their aggregate sentence.

Prisoner Review Board

(PRB Decisions)

Parole suitability hearings are conducted one month preceding an offender's parole eligibility date.

FY 2012 Parole Suitability Hearing Decisions														
Type	July	Aug	Sept	Oct	Nov	Dec	Jan	Feb	March	April	May	June	Year to Date	% Year to Date
Parole Granted	2	15	11	14	14	11	10	6	7	2	4	4	100	32.3%
Parole Denied (pass)	18	16	19	10	19	15	13	19	14	17	20	18	198	63.9%
Serve to Mandatory Release (CR or Max)	1	2	1	1	2	1	0	2	1	1	0	0	12	3.9%
Total Decisions (excl.cont. decisions)	21	33	31	25	35	27	23	27	22	20	24	22	310	100.0%
Continued Decisions	2	1	5	3	3	1	0	1	1	9	3	4	33	
Total - All Decisions	23	34	36	28	38	28	23	28	23	29	27	26	343	

Parole Suitability Decisions Kansas Parole Board vs. Prisoner Review Board						
Type	KPB FY 2007-2011		KPB FY 2011 Only		PRB FY 2012	
	Number	Percent	Number	Percent	Number	Percent
Parole Granted	788	36.86%	115	31.94%	100	32.26%
Parole Denied (pass)	1215	56.83%	220	61.11%	198	63.87%
Serve to Mandatory Release (CR or Max)	135	6.31%	25	6.94%	12	3.87%
Total Decisions (excl. cont. decisions)	2138	100.00%	360	100.00%	310	100.00%
Continued Decisions	861		121		33	
Total - All Decisions	2999		481		343	

The PRB is also responsible for revoking offenders who are alleged to have violated the conditions of their post-incarceration supervision. The PRB conducted 472 revocation hearings for determinate sentence offenders during FY 2012 and reviewed an additional 545 revocation packets for offenders who met the criteria to waive their final revocation hearing before the PRB. Parolees serving determinate sentences, who are revoked, may serve a six-month term of imprisonment minus applicable good time unless the offender has acquired new convictions. In cases where a new conviction is acquired, the offender may serve up to his/her sentence discharge date in prison.

Those serving an indeterminate sentence may be revoked and re-released, not revoked or revoked with a new parole suitability hearing date established in the future. Decisions issued as a result of these revocation hearings for offenders serving indeterminate sentences are reflected in the following table.

FY 2012 Revocation Hearing Decisions: Indeterminate Offenders Only														
Type	July	Aug	Sept	Oct	Nov	Dec	Jan	Feb	March	April	May	June	Decisions Year to Date	% Year to Date
Revoked & Passed to New Hearing Date	4	1	5	4	3	1	3	3	1	4	2	5	36	44.4%
Revoked & Re-paroled	4	3	2	9	4	2	6	0	1	1	2	6	40	49.4%
Not Revoked	0	0	1	0	2	2	0	0	0	0	0	0	5	6.2%
Total - All Decisions	8	4	8	13	9	5	9	3	2	5	4	11	81	100.0%

Prisoner Review Board

(PRB Decisions)

Many offenders serving indeterminate sentences, who are revoked and re-released, serve a period of confinement prior to being re-released. Other offenders may not be revoked or are returned to supervision after a brief period of confinement to enter programs or treatment not available within the correctional facilities, resume employment to support their families, and/or to maintain pro-social activities. These cases are generally staffed with facility, reentry and community and field services staff.

The PRB may discharge parole and conditional offenders from supervision per recommendation from the parole officer after the offender has served a minimum of one year on post-incarceration supervision. In FY 2012, the PRB reviewed 264 applications for early discharge. Of those, 103 were approved and 161 were denied.

On July 1, 1993, the legislature enacted the Kansas Sentencing Guidelines Act (KSGA). For offenders sentenced under the KSGA, the PRB also establishes conditions of supervision for inmates released to post-release supervision.

Under both systems, the PRB has the responsibility to review executive clemency applications and make recommendations to the Governor regarding clemency as well as review and make determinations to grant or deny inmate requests for functional incapacitation release.

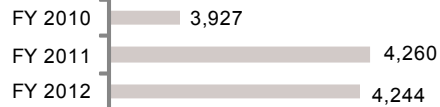
The PRB reviewed 28 clemency applications during FY 2012. No functional incapacitation release requests were received during FY 2012.

The PRB members, along with the paroling authorities from Connecticut and Ohio, were selected in January 2012 by the National Institute of Corrections (NIC) to pilot the use of a Decision Framework instrument designed by Dr. Ralph Serin. Dr. Serin serves as an associate professor and director of the Criminal Justice Decision Making Laboratory at Carlton University in Ottawa, Ontario, Canada. The Decision Framework instrument was previously validated on Canada's prison population and is currently being used by its National Parole Board. The purpose of the project through the NIC is to validate the instrument for use on the prison population in the United States. The PRB began piloting the instrument in April 2012. The project's next steps will be determined once the results have been compiled and reported to the NIC.

In April, the NIC also selected all three PRB members to participate in training for new parole board members. This training took place in July 2012 in Aurora, Colo. Others present included members of paroling authorities in Alaska, Colorado, Delaware, Louisiana, Oklahoma and South Carolina.

The PRB strives to cooperate fully with all criminal justice agencies for the continuing advancement of criminal justice and public safety in the State of Kansas. The PRB also strives to be accessible to victims of crimes and other concerned citizens and to be receptive to their input.

Release Plans Reviewed for Imposition of Special Conditions



PRB Contact Information:

900 SW Jackson St., 4th Floor,
Topeka, KS 66612
785-296-3469
prb@doc.ks.gov