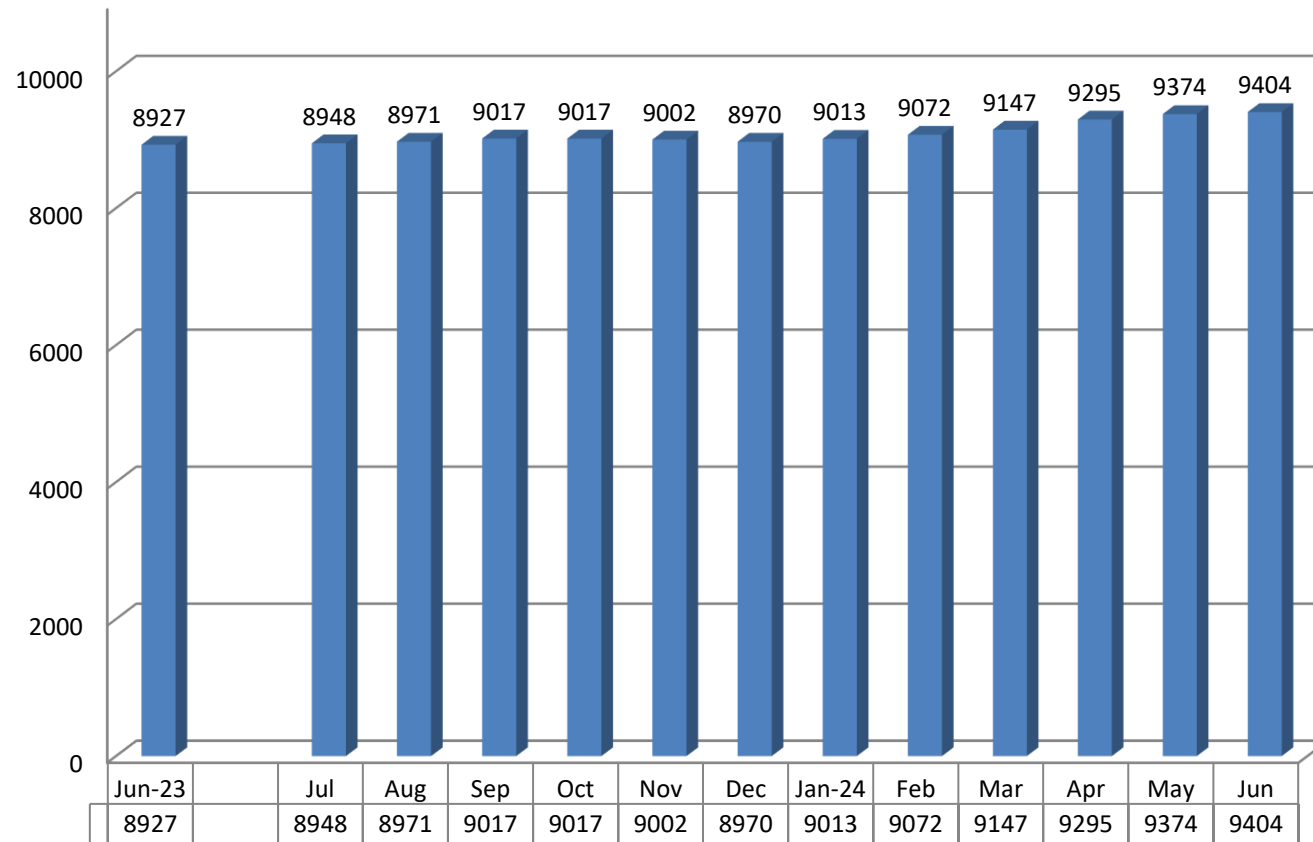


Kansas Department of Corrections
Graphic Highlights -- Monthly Resident Population Report: (June, 2024)
End-of-Month Resident Population: FY 2024 To-Date

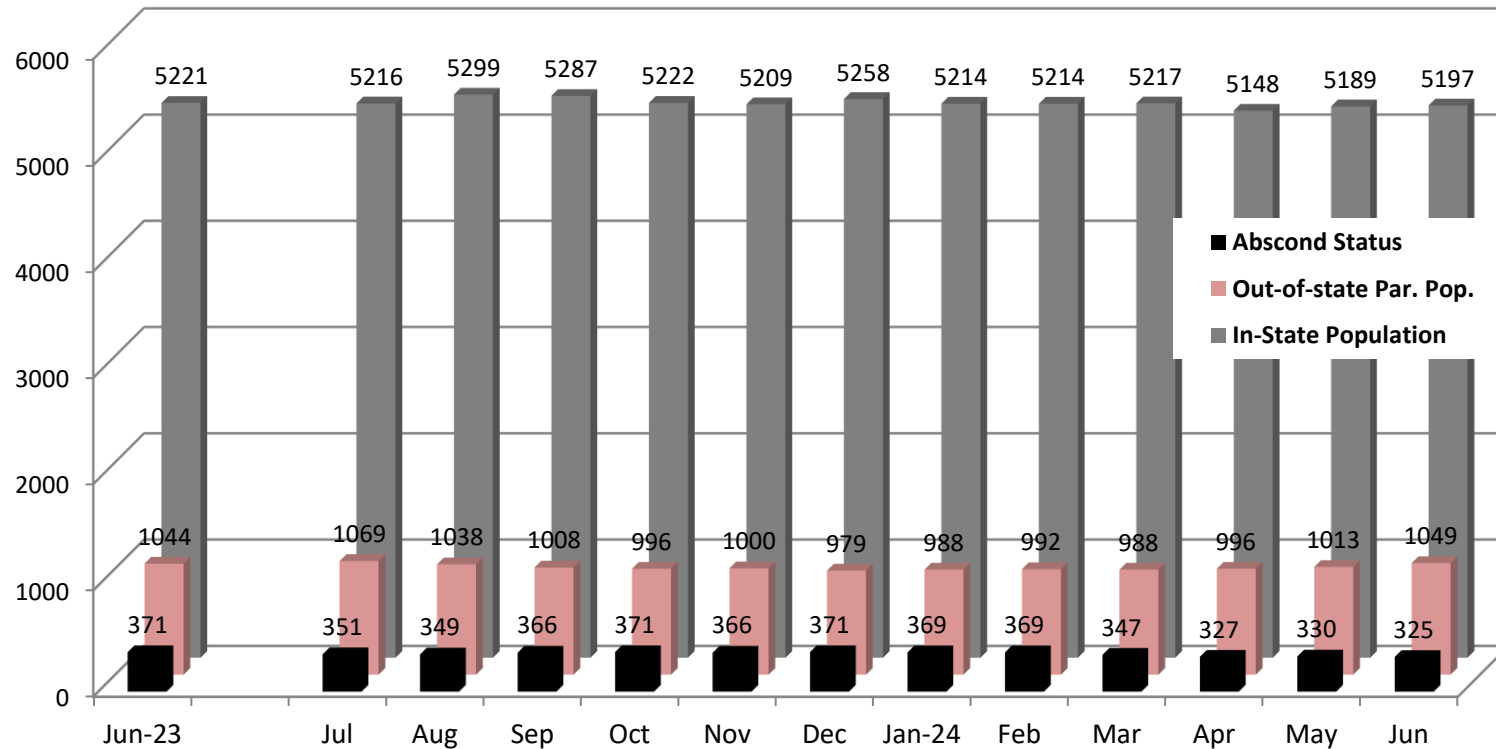


Change from Prev. Mo : 30
 Change from June, 2023 : 477

**Figures reflect the total inmate population (combined DOC and Non-DOC facility populations) as shown on OMIS rpt - ISR0333 page1.*

Kansas Department of Corrections
Graphic Highlights -- Monthly Resident Population Report (June, 2024)

Components of the End-of-Month Population Under Post-Incarceration Management:
FY2024



In-State Population
(Change):

Change from Prev. Month: 8

Change from June, 2023 : -24

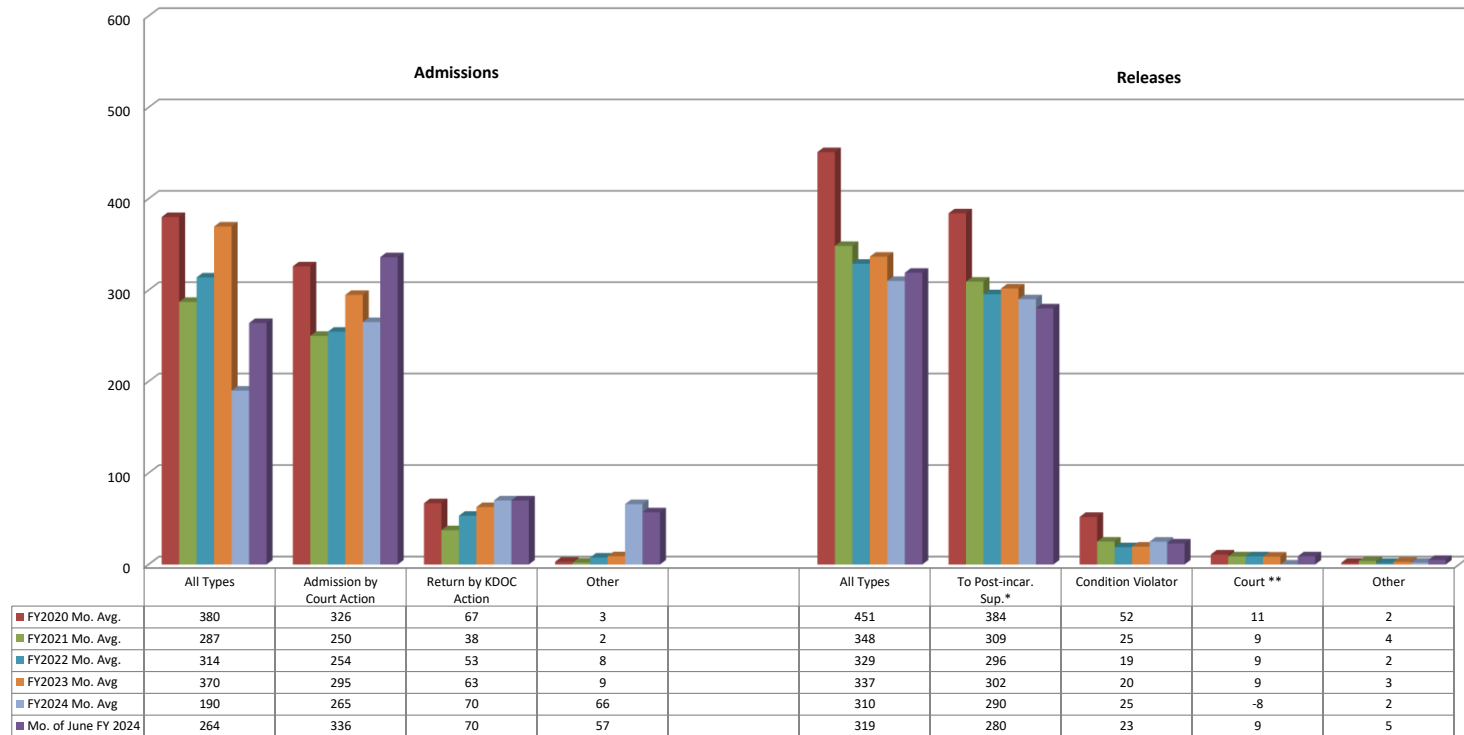
**In-state population is comprised of Kansas offenders supervised in Kansas and out-of-state offenders supervised in Kansas. Out-of-state population is comprised of Kansas offenders supervised out-of-state. Those on abscond status have active warrants (whereabouts unknown)*

*Note: The number of parole offenders drastically reduced in August due to the Justice Reinvestment Initiative which you may read more about at the following website:
<http://www.doc.ks.gov/victim-services/justice-reinvestment> (data are from the OMIS rpt: ISR0333 page 2: parole population)*

Kansas Department of Corrections

Graphic Highlights -- Monthly Resident Population Report: June, 2024

Number of Admission and Release Events Per Month (by Major Category): Comparison of FY2020, FY2021, FY2022, FY2023, and FY2024 Monthly Averages with Current Month's Totals



* Includes releases to supervision via the provisions of the Kansas Sentencing Guidelines Act of 1993, as well as parole releases by action of the Kansas Prisoner Review Board

**Figure can be a negative number for a particular month [since it is based on the total number whose last exit for the period (fiscal year to date) was via "out-to-court" minus the previous month's total, which can be a smaller or greater number].

Note: Returned from court appearance is included in the All Types Admission total; returned from escape are included in the All Type Releases total but not its own personal category and Inter-Jurisdictional transfers are included in the All Types Releases total (included in chart).

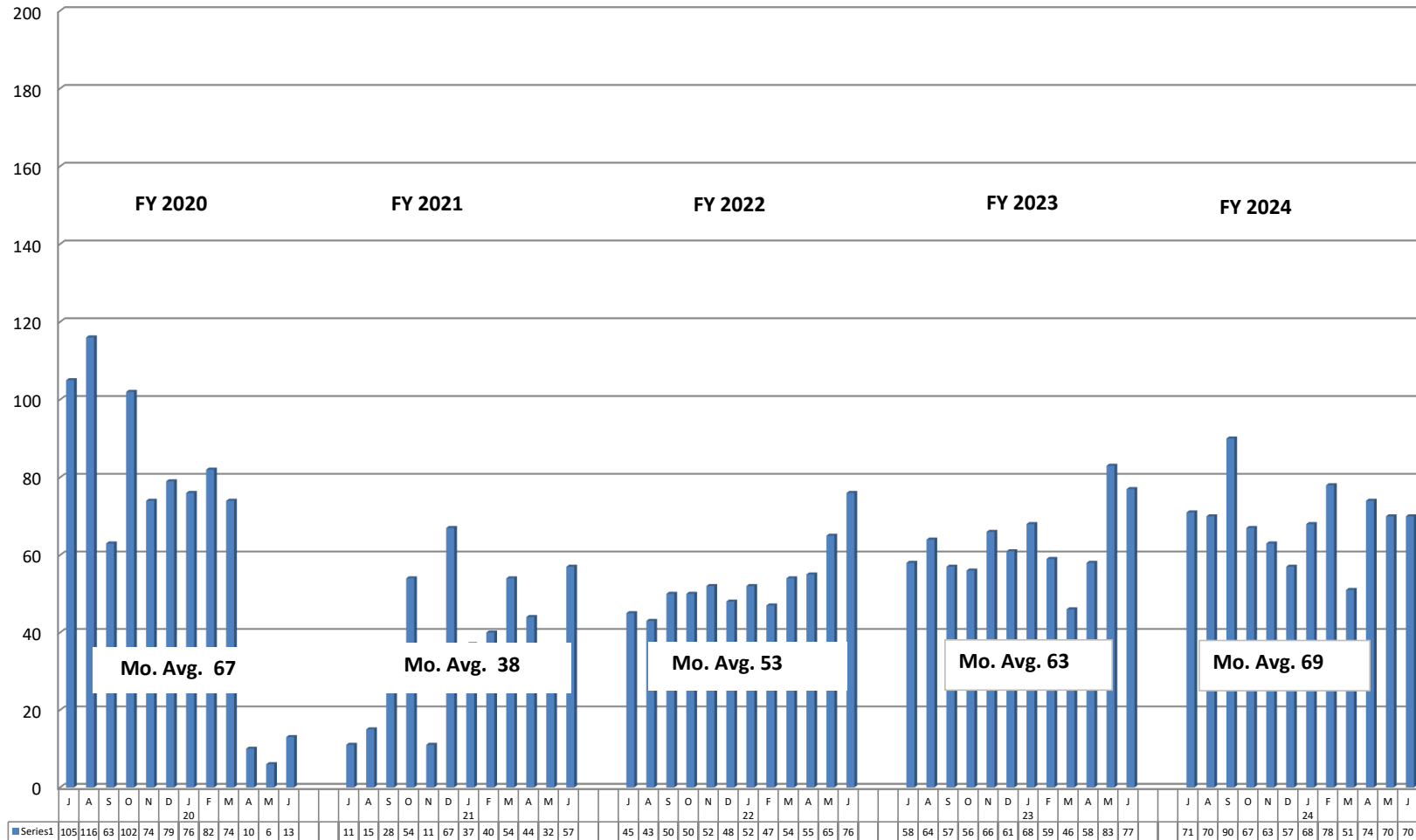
Note: Number of escapees and Non-Violator Return - No New Sentence is not included in the Admissions Data from OMIS rep ISR0445 In and out Admissions and Releases

FY 2024

Kansas Department of Corrections

Graphic Highlights -- Monthly Resident Population Report: June, 2024

Number of Return Admissions for Condition Violations by Month (Return by KDOC Action OMIS rpt: ISR0445 page1): **FY2020 - FY2024***



*Total number of admissions for violation of the conditions of release (no new sentence).

**The average number of escapees returned has been excluded in the average - which is less than 1 offender average per mth.

Kansas Department of Corrections
End-of-Month Resident Population Report: June, 2024 (Month 12, FY 2024)

Table 1
Number of Inmates Confined and Average Daily Population: FY 2023 and FY 2024

Correctional Facility	Number Confined			Average Daily Population***		
	5/31/2024	6/30/2024	Change	FY2023	FY2024	Change
<u>KDOC Facilities</u>						
Lansing: Total	1,888	1,864	(24)	1,842	1,717	-125
Central	1,591	1,577	-14	1,521	1,439	-82
East	297	287	-10	321	278	-43
**	-	-	0			0
Hutchinson: Total	1,776	1,766	-10	1,723	1,766	43
Central	955	946	-9	900	946	46
East	494	493	-1	495	492	-3
South	327	327	0	328	328	0
Work Release	-	-	0	-	-	0
El Dorado: Total	1,654	1,604	-50	1,602	1,721	119
Central (General Population)	973	966	-7	1,063	1,058	-5
Central - RDU	485	449	-36	390	463	73
South-East	196	189	-7	149	200	51
Topeka: Total	848	850	2	725	775	50
Central (General Population)	757	758	1	680	676	-4
RDU	75	76	1	41	86	45
* Federal Inmates	-	-	0	-	-	0
Work Release	16	16	0	4	13	9
Norton: Total	833	799	-34	857	826	-31
Central	705	671	-34	734	703	-31
** East (Stockton) re-opened 9-2010	128	128	0	123	123	0
Ellsworth	753	753	-	656	656	0
General Population	753	890	137	656	656	0
Work Release	-	-	0	-	-	0
Winfield: Total	1,090	1,078	-12	649	989	340
Central	841	829	-12	495	778	283
Wichita Work Release	249	249	0	154	211	57
Larned LCMHF Total	517	532	15	520	514	-6
Central	284	296	12	295	292	-3
South	233	236	3	225	222	-3
West	-	-	0	-	-	0
Work Release	-	-	0	-	-	0
House Arrest	-	-	0	-	-	
Subtotal: KDOC Facilities	9,283	9,384	101	8,574	8,964	390
<u>Non-KDOC Facilities</u>						
Larned State Hospital	2	3	1	4	3	-1
Contract Jail Placement [County]	5	7	2	-	4	4
Contract Jail Placement [Out-Of-State]	-	-	0	-	-	0
** Labette CCC	-	-	0	-	-	0
Johnson County Res. Center (WR)	7	10	3	12	5	-7
Subtotal: Non-KDOC Facilities	14	20	6	16	12	-4
Total: All Facilities/Placements	9,297	9,404	107	8,590	8,976	386
<u>Female Population</u> (included in totals above)						
Topeka -Total	848	850	2	723	775	52
Winfield (WWR)	-	-	0	-	-	0
Contract Jail Placement [County]	-	-	0	-	-	0
Contract Jail (Jo. Co. Res. Center)	-	-	0	1	-	-1
Larned State Hospital	2	2	0	3	2	-1
** Labette CCC	-	-	0	-	-	0
House Arrest	-	-	0	-	-	0
Subtotal: Females	850	852	2	727	777	50

* Federal inmates housed at TCF under contract between the Federal Bureau of Prisons and the Kansas Department of Corrections.

** Housing unit closed (or placement option removed) during FY 2009 because of budget constrictions. NCF-East (Stockton) re-opened 9-2010.

*** Average Daily Population (ADP) columns: Because of rounding, the sum of the units might not equal the total for the facility. And, the sum of the facilities might not equal the grand total. Does not include House Arrest

Data comes directly from OMIS rpt: ISR0333 monthly Population Report

Kansas Department of Corrections
End-of-Month Resident Population Report: June, 2024 (Month 12, FY 2024)

Table 2
Total Admission and Release Events: FY 2022, FY 2023, FY 2024

<u>Type of Admission</u>	Total Admissions			Avg. Number Per Month		
	FY 2022	FY 2023	FY 2024	FY 2022	FY 2023	FY 2024
Admissions by Court Action:						
010-1010 New Court Commitment	1,588	1,893	1,821	132.3	157.8	151.8
010-1022 Sanction From Probation (CC)	159	117	58	13.3	9.8	4.8
010-2010 Probation Violator, No New Sentence	1,024	1,123	1,170	85.3	93.6	97.5
010-2020 Probation Violator, New Sentence	203	278	245	16.9	23.2	20.4
010-2022 Probation Violator, New Conviction	36	24	25	3.0	2.0	2.1
020-1020 Parole Violator, New Sentence	100	134	127	8.3	11.2	10.6
020-1025 Parole to Detainer, New Sentence	27	40	50	2.3	3.3	4.2
020-1022 Parole Violator, Pending New Sentence	35	49	12	2.9	4.1	1.0
020-2022 Cond Rel Violator Pend New Sentence	-	-	1	0.0	0.0	0.1
020-6020 Non Violator Return, New Sentence	1	1	24	0.1	0.1	2.0
Subtotal: Court Commitments	3,173	3,659	3,533	264.4	264.4	294.4
						0.0
020-4010 Return from Court Appearance	57	86	77	4.8	7.2	6.4
Subtotal: Admission by Court Action	3,230	3,745	3,610	269.2	269.2	300.8
Return by KDOC Action:						
020-1010 Parole Violator, No New Sentence	632	745	822	52.7	62.1	68.5
020-2010 Cond Rel Viol No New Sentence	2	-	1	0.2	0.2	0.1
020-6010 Non Violator Return No New Sentence	1	2	1	0.1	0.2	0.1
020-5010 Return from Escape	3	6	5	0.3	0.5	0.4
Par/CR/PRS/ Adm. Hold--Poss. Vio.	-	-		0.0	0.0	0.0
040-1010 Adm In lieu of Revoc. -Par/CR	-	-		0.0	0.0	0.0
Subtotal: Return by KDOC Action	638	753	829	53.2	53.2	69.1
Inter-jurisdictional Transfer:						
010-4010 Interstate/Fed Compact Received (Interstate)	1	2	4	0.1	0.2	0.3
020-3010 Ks Inmate Returned - Other Jurisdiction	15	21	29	1.3	1.8	2.4
Subtotal: Inter-jurisdictional Transfer	16	23	33	1.3	1.9	2.8
Total: All Types of Admission	3,884	4,522	4,472	323.7	376.8	372.7

Note: Totals may be slightly off when comparing to page 3 due to rounding.

Source: KDOC computerized report PGM-ISR0445 page1 Admission YTD.

*Sanctions 120 days or less is 41 offenders; Sanctions 180 days or greater is 17 offenders

Kansas Department of Corrections
End-of-Month Resident Population Report: June, 2024 (Month 12, FY 2024)

Table 2 (continued)
Total Admission and Release Events: FY 2022, FY 2023, and FY 2024

<u>Type of Release</u>	Total Releases			Avg. Number Per Month		
	FY 2022	FY 2023	FY 2024	FY 2022	FY 2023	FY 2024
Release to Post-incarceration Supervision**	3,554	3,621	3,638	296.2	301.8	303.2
Conditional Release	-	-	-	0.0	0.0	0.0
Expiration of Sentence	289	255	220	24.1	21.3	18.3
Commutation or Pardon	-	-		0.0	0.0	0.0
Inter-jurisdictional Transfer:						
Kansas Inmate Released for Housing	6	15	5	0.5	1.3	0.4
Interstate/Fed. Inmate Released to Sending Juris. (6)	10	5	2	0.8	0.4	0.2
Subtotal: Inter-jurisdictional Transfer	16	20	7	1.3	1.7	0.6
Court-ordered Release:						
Probation	3	3	1	0.3	0.3	0.1
Returned Parolee Placed on Probation	-	-		0.0	0.0	0.0
Released on Appeal Bond	-	-	2	0.0	0.0	0.2
Released for Court Appearance	92	87	64	7.7	7.3	5.3
Other Final Release by Court Order	13	14	10	1.1	1.2	0.8
Subtotal: Court-ordered Release	108	104	77	9.0	8.7	6.4
Escape	5	4	3	0.4	0.3	0.3
Death (All Causes)	21	35	49	1.8	2.9	4.1
Total: All Types of Release	3,993	4,039	3,994	332.8	336.6	332.8

* Certain types of transactions involving known temporary exits from a correctional facility have been excluded from the body of the table (release to court/return from court-282).

** Includes releases to post-incarceration supervision via the provisions of the Kansas Sentencing Guidelines Act of July 1993, as well as parole releases by action of the Kansas Prisoner Review Board.

Note: Totals may be slightly off due to rounding when comparing to page 3

Kansas Department of Corrections
End-of-Month Resident Population Report: June, 2024 (Month 12, FY 2024)
Table 3
Distribution of Resident Population by Type of Latest Admission:
Comparison of May 31st, 2024 and June 30th, 2024

Note. The information presented here pertains to the inmate population on the specified dates and not to admissions during the period.

Type of Admission [Latest Admission Per Master Record]		*Number of Residents		
Admission Code [OMIS]	Admission Description	5/31/2024	6/30/2024	Difference Nov Minus Dec
	Admission by Court Action:			
010-1010	New Court Commitment	6,062	6,357	295
010-1022	Sanction from Probation	11	2	(9)
010-2010	Probation Violator, No New Sentence	1,026	1,143	117
010-2020	Probation Violator, New Sentence	691	716	25
010-2022	Probation Violator, New Conviction	46	49	3
020-1020	Parole Violator, New Sentence	499	515	16
020-1025	Parole to Detainer, New Sentence	47	62	15
020-1022	Parole Violator, Pending New Sentence	1	4	3
020-2020	Conditional Release Violator, New Sentence	13	11	(2)
020-2022	Conditional Release Violator Pending New Sentence	-	-	-
020-6020	Non-violator Return, New Sentence	50	39	(11)
040-1010	Admit in lieu of revocation of Parole/CR			-
	Subtotal: Latest Adm. as Court Commitment	8,446	8,898	452
	Return by KDOC Action:			
020-1010	Parole Violator, No New Sentence	423	447	24
020-2010	Conditional Release Violator, No New Sentence	3	3	-
020-5010	Return from Escape	-	-	-
020-6010	Non-violator Return, No New Sentence	2	2	-
050-1010	Par/CR/PRS/ Adm. Hold--Poss. Vio.			-
	Subtotal: Latest Adm. as Return by KDOC Action	428	452	24
	Inter-jurisdictional Transfer:			
010-4010	Interstate/Federal Compact Received	51	53	2
020-3010	Kansas Inmate Returned from Another Jurisdiction	2	1	(1)
	Subtotal: Latest Adm. as Inter-jurisdictional Transfer	53	54	1
	Total: All Types of Admission (# of Offenders)	8,927	9,404	477

*The SAS POP end-of-month population figure sometimes varies slightly from the OMIS population report because the SAS file is generated at a different time of day than the OMIS population report and OMIS is a fluid database.

Kansas Department of Corrections

Graphic Highlights -- Monthly Resident Population Report (June, 2024)

Number of Admissions for Probation Sanctions by YTD Reporting Month: FY2020 - FY2024

