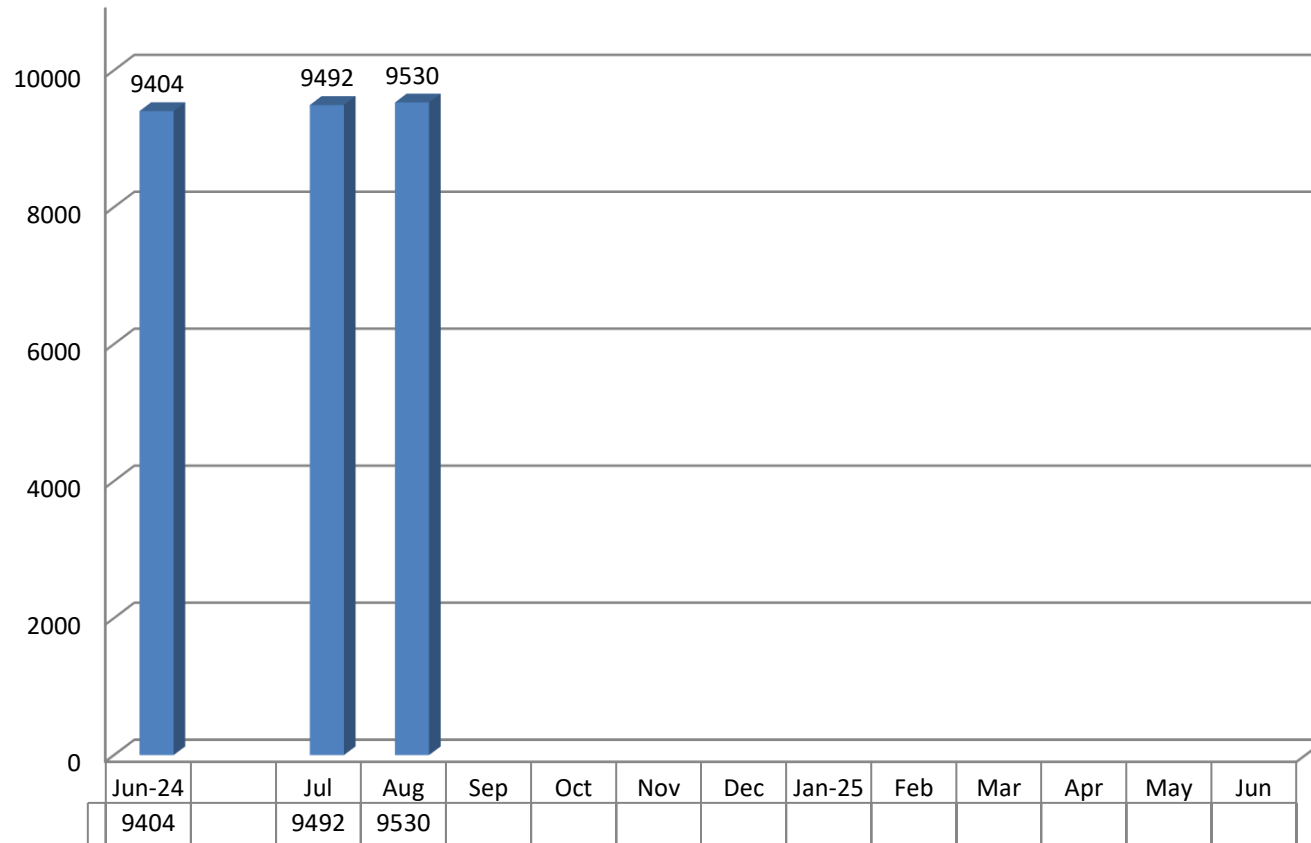


Kansas Department of Corrections
Graphic Highlights -- Monthly Resident Population Report: (August, 2024)
End-of-Month Resident Population: FY 2025 To-Date

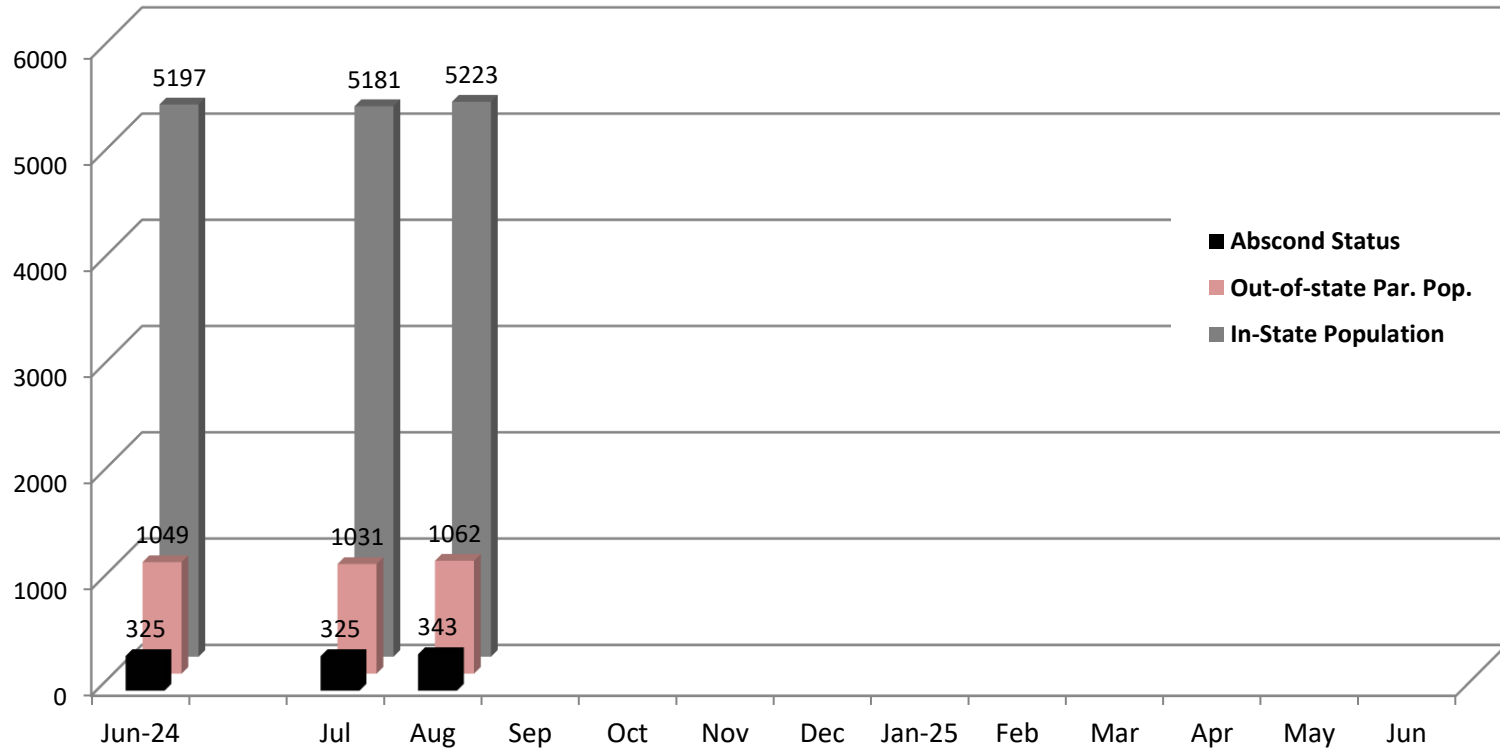


Change from Prev. Mo : 38
 Change from June, 2024 : 126

**Figures reflect the total inmate population (combined DOC and Non-DOC facility populations) as shown on OMIS rpt - ISR0333 page1.*

**Kansas Department of Corrections
Graphic Highlights -- Monthly Resident Population Report (August, 2024)**

**Components of the End-of-Month Population Under Post-Incarceration Management:
FY2025**



In-State Population
(Change):

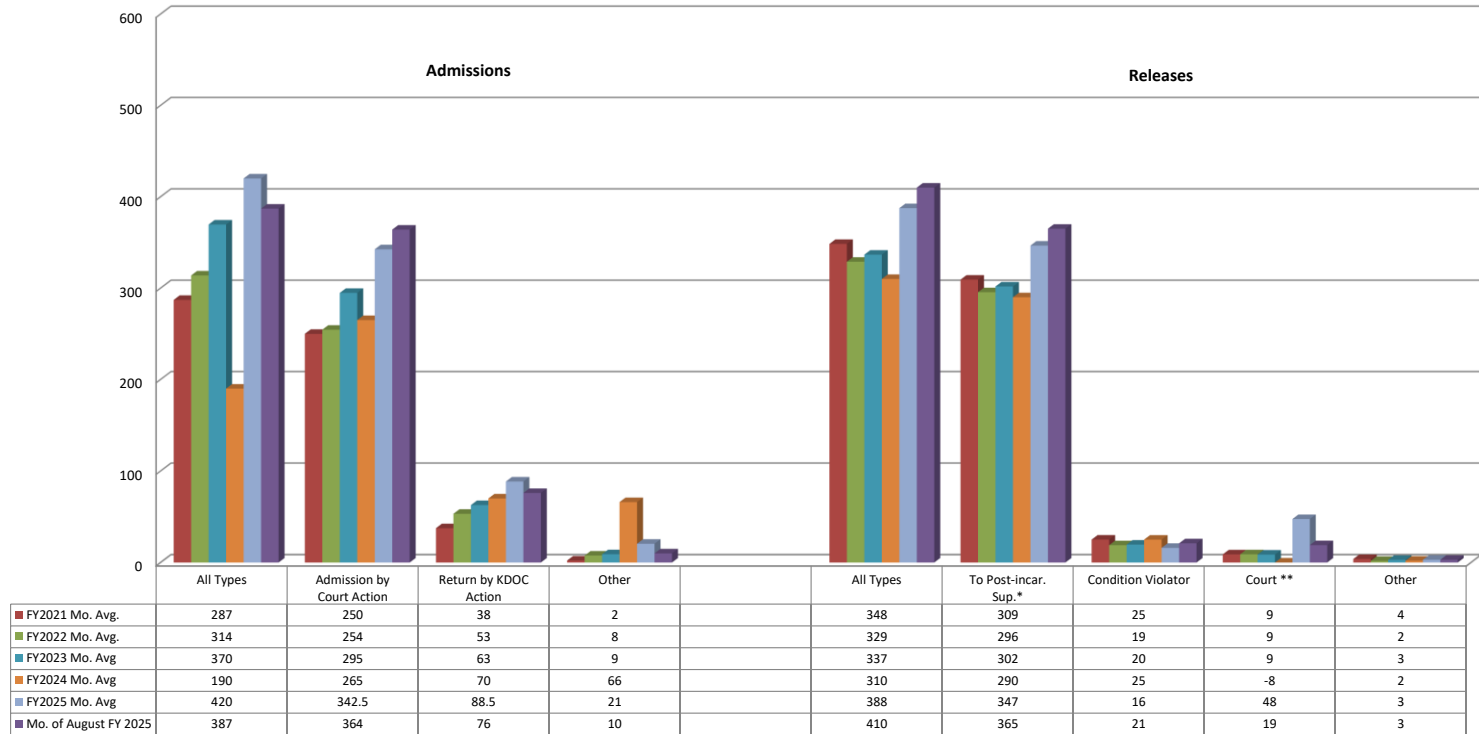
Change from Prev. Month: 42

Change from June, 2024 : 26

**In-state population is comprised of Kansas offenders supervised in Kansas and out-of-state offenders supervised in Kansas. Out-of-state population is comprised of Kansas offenders supervised out-of-state. Those on abscond status have active warrants (whereabouts unknown)*

*Note: The number of parole offenders drastically reduced in August due to the Justice Reinvestment Initiative which you may read more about at the following website:
<http://www.doc.ks.gov/victim-services/justice-reinvestment> (data are from the OMIS rpt: ISR0333 page 2: parole population)*

Number of Admission and Release Events Per Month (by Major Category): Comparison of FY2021, FY2022, FY2023, FY2024, and FY2025 Monthly Averages with Current Month's Totals



* Includes releases to supervision via the provisions of the Kansas Sentencing Guidelines Act of 1993, as well as parole releases by action of the Kansas Prisoner Review Board

**Figure can be a negative number for a particular month [since it is based on the total number whose last exit for the period (fiscal year to date) was via "out-to-court" minus the previous month's total, which can be a smaller or greater number].

Note: Returned from court appearance is included in the All Types Admission total; returned from escape are included in the All Type Releases total but not its own personal category and Inter-Jurisdictional transfers are included in the All Types Releases total (included in chart).

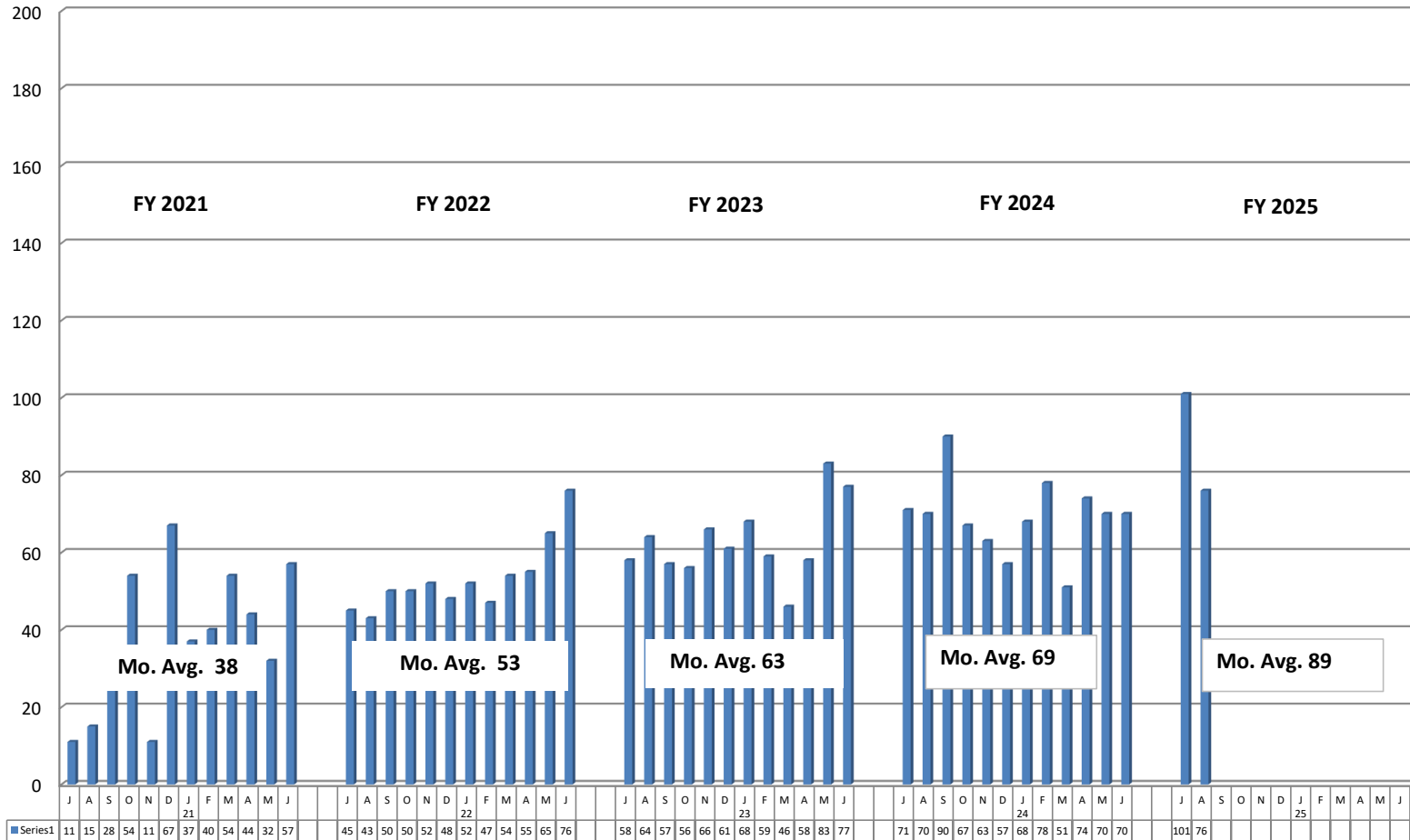
Note: Number of escapees and Non-Violator Return - No New Sentence is not included in the Admissions Data from OMIS rep ISR0445 In and out Admissions and Releases

FY 2025

Kansas Department of Corrections

Graphic Highlights -- Monthly Resident Population Report: August, 2024

Number of Return Admissions for Condition Violations by Month (Return by KDOC Action OMIS rpt: ISR0445 page1): **FY2021 - FY2025***



*Total number of admissions for violation of the conditions of release (no new sentence).

**The average number of escapees returned has been excluded in the average - which is less than 1 offender average per mth.

Kansas Department of Corrections
 End-of-Month Resident Population Report: August, 2024 (Month 2, FY 2025)

Table 1
Number of Inmates Confined and Average Daily Population: FY 2024 and FY 2025

Correctional Facility	Number Confined			Average Daily Population***		
	7/31/2024	8/31/2024	Change	FY2024	FY2025	Change
KDOC Facilities						
Lansing: Total	1,870	1,897	27	1,842	1,888	46
Central	1,582	1,600	18	1,521	1,592	71
East	288	297	9	321	296	-25
**	-	-	0	-	-	0
Hutchinson: Total	1,772	1,778	6	1,723	1,776	53
Central	950	951	1	900	947	47
East	488	492	4	495	495	0
South	334	335	1	328	334	6
Work Release	-	-	0	-	-	0
El Dorado: Total	1,626	944	-682	1,602	1,624	22
Central (General Population)	938	481	-457	1,063	937	-126
Central - RDU	493	209	-284	390	481	91
South-East	195	-	-195	149	206	57
Topeka: Total	849	854	5	725	850	125
Central (General Population)	750	741	-9	680	749	69
RDU	83	94	11	41	84	43
* Federal Inmates	-	-	0	-	-	0
Work Release	16	19	3	4	17	13
Norton: Total	838	820	-18	857	828	-29
Central	711	693	-18	734	700	-34
** East (Stockton) re-opened 9-2010	127	127	0	123	128	5
Ellsworth	898	896	(2)	656	895	239
General Population	898	896	-2	656	893	237
Work Release	-	-	0	-	-	0
Winfield: Total	1,083	1,093	10	649	1,091	442
Central	831	843	12	495	839	344
Wichita Work Release	252	250	-2	154	252	98
Larned LCMHF Total	534	534	0	520	530	10
Central	296	295	-1	295	294	-1
South	238	239	1	225	236	11
West	-	-	0	-	-	0
Work Release	-	-	0	-	-	0
House Arrest	-	-	0	-	-	0
Subtotal: KDOC Facilities	9,470	8,816	-654	8,574	9,482	908
Non-KDOC Facilities						
Larned State Hospital	3	3	0	4	3	-1
Contract Jail Placement [County]	6	6	0	-	6	6
Contract Jail Placement [Out-Of-State]	-	-	0	-	-	6
** Labette CCC	-	-	0	-	-	0
Johnson County Res. Center (WR)	10	14	4	12	12	0
Subtotal: Non-KDOC Facilities	19	23	4	16	21	5
Total: All Facilities/Placements	9,489	8,839	-650	8,590	9,503	913
Female Population (included in totals above)						
Topeka -Total	851	854	3	723	850	127
Winfield (WWR)	-	-	0	-	-	0
Contract Jail Placement [County]	-	1	1	-	-	0
Contract Jail (Jo. Co. Res. Center)	1	-	-1	1	1	0
Larned State Hospital	2	2	0	3	2	0
** Labette CCC	-	-	0	-	-	0
House Arrest	-	-	0	-	-	0
Subtotal: Females	854	857	3	727	853	126

* Federal inmates housed at TCF under contract between the Federal Bureau of Prisons and the Kansas Department of Corrections.

** Housing unit closed (or placement option removed) during FY 2009 because of budget constrictions. NCF-East (Stockton) re-opened 9-2010.

*** Average Daily Population (ADP) columns: Because of rounding, the sum of the units might not equal the total for the facility. And, the sum of the facilities might not equal the grand total. Does not include House Arrest

Data comes directly from OMIS rpt: ISR0333 monthly Population Report

Kansas Department of Corrections
End-of-Month Resident Population Report: August, 2024 (Month 2, FY 2025)

Table 2
Total Admission and Release Events: FY 2023, FY 2024, FY 2025

<u>Type of Admission</u>	Total Admissions			Avg. Number Per Month		
	FY 2023	FY 2024	FY 2025	FY 2023	FY 2024	FY 2025
Admissions by Court Action:						
010-1010 New Court Commitment	1,893	1,821	370	157.8	151.8	185.0
010-1022 Sanction From Probation (CC)	117	58	6	9.8	4.8	3.0
010-2010 Probation Violator, No New Sentence	1,123	1,170	229	93.6	97.5	114.5
010-2020 Probation Violator, New Sentence	278	245	39	23.2	20.4	19.5
010-2022 Probation Violator, New Conviction	24	25	4	2.0	2.1	2.0
020-1020 Parole Violator, New Sentence	134	127	26	11.2	10.6	13.0
020-1025 Parole to Detainer, New Sentence	40	50	4	3.3	4.2	2.0
020-1022 Parole Violator, Pending New Sentence	49	12	-	4.1	1.0	0.0
020-2022 Cond Rel Violator Pend New Sentence	-	1	-	0.1	0.1	0.0
020-6020 Non Violator Return, New Sentence	1	24	7	0.1	2.0	3.5
Subtotal: Court Commitments	3,659	3,533	685	304.9	294.4	342.5
					0.0	0.0
020-4010 Return from Court Appearance	86	77	36	7.2	6.4	18.0
Subtotal: Admission by Court Action	3,745	3,610	721	312.1	300.8	360.5
Return by KDOC Action:						
020-1010 Parole Violator, No New Sentence	745	822	176	62.1	68.5	88.0
020-2010 Cond Rel Viol No New Sentence	-	1	-	0.1	0.1	0.0
020-6010 Non Violator Return No New Sentence	2	1	-	0.2	0.1	0.0
020-5010 Return from Escape	6	5	1	0.5	0.4	0.5
Par/CR/PRS/ Adm. Hold--Poss. Vio.	-	-	-	0.0	0.0	0.0
040-1010 Adm In lieu of Revoc. -Par/CR	-	-	-	0.0	0.0	0.0
Subtotal: Return by KDOC Action	753	829	177	62.8	69.1	88.5
Inter-jurisdictional Transfer:						
010-4010 Interstate/Fed Compact Received (Interstate)	2	4	-	0.2	0.3	0.0
020-3010 Ks Inmate Returned - Other Jurisdiction	21	29	5	1.8	2.4	2.5
Subtotal: Inter-jurisdictional Transfer	23	33	5	1.9	2.8	2.5
Total: All Types of Admission	4,522	4,472	903	376.8	372.7	451.5

Note: Totals may be slightly off when comparing to page 3 due to rounding.

Source: KDOC computerized report PGM-ISR0445 page1 Admission YTD.

*Sanctions 120 days or less is 3 offenders; Sanctions 180 days or greater is 3 offenders

Kansas Department of Corrections
End-of-Month Resident Population Report: August, 2024 (Month 2, FY 2025)

Table 2 (continued)
Total Admission and Release Events: FY 2023, FY 2024, and FY 2025

Type of Release	Total Releases			Avg. Number Per Month		
	FY 2023	FY 2024	FY 2025	FY 2023	FY 2024	FY 2025
Release to Post-incarceration Supervision**	3,621	3,638	693	301.8	303.2	346.5
Conditional Release	-	-	-	0.0	0.0	0.0
Expiration of Sentence	255	220	32	21.3	18.3	16.0
Commutation or Pardon	-	-	-	0.0	0.0	0.0
Inter-jurisdictional Transfer:						
Kansas Inmate Released for Housing	15	5	1	1.3	0.4	0.5
Interstate/Fed. Inmate Released to Sending Juris. (C)	5	2	1	0.4	0.2	0.5
Subtotal: Inter-jurisdictional Transfer	20	7	2	1.7	0.6	2.0
Court-ordered Release:						
Probation	3	1	-	0.3	0.1	0.0
Returned Parolee Placed on Probation	-	-	-	0.0	0.0	0.0
Released on Appeal Bond	-	2	-	0.0	0.2	0.0
Released for Court Appearance	87	64	39	7.3	5.3	19.5
Other Final Release by Court Order	14	10	2	1.2	0.8	1.0
Subtotal: Court-ordered Release	104	77	41	8.7	6.4	20.5
Escape	4	3	1	0.3	0.3	0.5
Death (All Causes)	35	49	6	2.9	4.1	3.0
Total: All Types of Release	4,039	3,994	775	336.6	332.8	387.5

* Certain types of transactions involving known temporary exits from a correctional facility have been excluded from the body of the table (release to court/return from court-282).

** Includes releases to post-incarceration supervision via the provisions of the Kansas Sentencing Guidelines Act of July 1993, as well as parole releases by action of the Kansas Prisoner Review Board.

Note: Totals may be slightly off due to rounding when comparing to page 3

Kansas Department of Corrections
 End-of-Month Resident Population Report: August, 2024 (Month 2, FY 2025)
Table 3
Distribution of Resident Population by Type of Latest Admission:
Comparison of July 31st, 2024 and August 31st, 2024

Note. The information presented here pertains to the inmate population on the specified dates and not to admissions during the period.

Type of Admission [Latest Admission Per Master Record]		*Number of Residents		
Admission Code [OMIS]	Admission Description	7/31/2024	8/31/2024	Difference Jul Minus Aug
Admission by Court Action:				
010-1010	New Court Commitment	6,404	6,423	19
010-1022	Sanction from Probation	2	6	4
010-2010	Probation Violator, No New Sentence	1,157	1,182	25
010-2020	Probation Violator, New Sentence	712	707	(5)
010-2022	Probation Violator, New Conviction	47	49	2
020-1020	Parole Violator, New Sentence	516	514	(2)
020-1025	Parole to Detainer, New Sentence	61	60	(1)
020-1022	Parole Violator, Pending New Sentence	4	3	(1)
020-2020	Conditional Release Violator, New Sentence	11	11	-
020-2022	Conditional Release Violator Pending New Sentence	-	-	-
020-6020	Non-violator Return, New Sentence	37	40	3
040-1010	Admit in lieu of revocation of Parole/CR	-	-	-
Subtotal: Latest Adm. as Court Commitment		8,951	8,995	44
Return by KDOC Action:				
020-1010	Parole Violator, No New Sentence	485	479	(6)
020-2010	Conditional Release Violator, No New Sentence	1	1	-
020-5010	Return from Escape	-	-	-
020-6010	Non-violator Return, No New Sentence	2	2	-
050-1010	Par/CR/PRS/ Adm. Hold--Poss. Vio.	-	-	-
Subtotal: Latest Adm. as Return by KDOC Action		488	482	(6)
Inter-jurisdictional Transfer:				
010-4010	Interstate/Federal Compact Received	53	52	(1)
020-3010	Kansas Inmate Returned from Another Jurisdiction	1	1	-
Subtotal: Latest Adm. as Inter-jurisdictional Transfer		54	53	(1)
Total: All Types of Admission (# of Offenders)		9,493	9,530	37

*The SAS POP end-of-month population figure sometimes varies slightly from the OMIS population report because the SAS file is generated at a different time of day than the OMIS population report and OMIS is a fluid database.

