

Juvenile Intake by Judicial District and by Placement Outcome

Juvenile Intakes by Judicial District

		1st QTR				2nd QTR				3rd QTR				4th QTR				Total
		Jul	Aug	Sep	Total	Oct	Nov	Dec	Total	Jan	Feb	Mar	Total	Apr	May	Jun	Total	
01	CINC	4	2	8	14	42	6	12	60	3	6	6	15	14	8	6	28	117
	Juvenile Offender	9	1	4	14	14	7	9	30	12	9	9	30	18	18	9	45	119
	Total	13	3	12	28	56	13	21	90	15	15	15	45	32	26	15	73	236
02	CINC	11	15	16	42	7	6	14	27	10	13	10	33	11	11	10	32	134
	Juvenile Offender	8	9	9	26	11	10	10	31	6	11	14	31	18	7	9	34	122
	Both	0	0	0	0	0	0	0	0	0	0	0	0	0	1	1	2	2
	Other	0	0	0	0	0	0	0	0	0	0	0	0	1	0	0	1	1
	Unknown	0	0	0	0	0	0	0	0	0	0	0	0	1	4	0	5	5
	Total	19	24	25	68	18	16	24	58	16	24	24	64	31	23	20	74	264
03	CINC	25	18	14	57	27	17	16	60	20	15	23	58	21	30	15	66	241
	Juvenile Offender	12	16	8	36	22	18	23	63	18	14	18	50	25	25	22	72	221
	Both	0	0	0	0	0	0	0	0	0	0	0	0	0	2	0	2	2
	Unknown	0	0	0	0	0	0	0	0	0	0	0	0	3	3	0	6	6
	Total	37	34	22	93	49	35	39	123	38	29	41	108	49	60	37	146	470
04	CINC	4	6	16	26	9	9	2	20	8	4	7	19	11	4	5	20	85
	Juvenile Offender	4	11	11	26	9	12	11	32	4	4	6	14	3	5	6	14	86
	Both	0	0	0	0	0	0	0	0	0	0	0	0	2	1	0	3	3
	Unknown	0	0	0	0	0	0	0	0	0	0	0	0	3	1	0	4	4
	Total	8	17	27	52	18	21	13	52	12	8	13	33	19	11	11	41	178
05	CINC	1	8	2	11	2	2	8	12	0	5	4	9	3	1	1	5	37
	Juvenile Offender	6	13	5	24	5	3	2	10	5	13	3	21	4	6	12	22	77
	Both	0	0	0	0	0	0	0	0	0	0	0	0	0	3	5	8	8
	Total	7	21	7	35	7	5	10	22	5	18	7	30	7	10	18	35	122
06	CINC	12	28	19	59	18	19	19	56	20	14	24	58	21	15	19	55	228
	Juvenile Offender	4	4	8	16	5	15	9	29	6	8	11	25	7	8	2	17	87
	Both	0	0	0	0	0	0	0	0	0	0	0	0	0	0	1	1	1
	Total	16	32	27	75	23	34	28	85	26	22	35	83	28	23	22	73	316
07	CINC	8	13	7	28	6	16	8	30	10	8	12	30	15	14	10	39	127
	Juvenile Offender	7	7	12	26	20	9	6	35	8	7	14	29	8	8	11	27	117
	Both	0	0	0	0	0	0	0	0	0	0	0	0	0	1	0	1	1
	Other	0	0	0	0	0	0	0	0	0	0	0	0	1	0	0	1	1
	Total	15	20	19	54	26	25	14	65	18	15	26	59	24	23	21	68	246
08	CINC	12	15	21	48	12	20	7	39	9	18	10	37	16	13	7	36	160
	Juvenile Offender	8	14	18	40	10	7	12	29	12	15	18	45	15	16	16	47	161
	Both	0	0	0	0	0	0	0	0	0	0	0	0	0	1	0	1	1
	Other	0	0	0	0	0	0	0	0	0	0	0	0	0	0	1	1	1
	Total	20	29	39	88	22	27	19	68	21	33	28	82	31	30	24	85	323
09	CINC	5	4	7	16	2	5	8	15	5	4	13	22	3	6	13	22	75
	Juvenile Offender	9	7	6	22	10	6	7	23	8	12	10	30	11	21	10	42	117
	Both	0	0	0	0	0	0	0	0	0	0	0	0	2	0	5	7	7
	Other	0	0	0	0	0	0	0	0	0	0	0	0	0	0	1	1	1
	Total	14	11	13	38	12	11	15	38	13	16	23	52	16	27	29	72	200

*If an intake is assigned only to the 11th district without a designation, the county value is not filled. If an intake is assigned to 'County Not Recorded', neither the judicial district field nor the county field are filled.

		1st QTR				2nd QTR				3rd QTR				4th QTR				Total
		Jul	Aug	Sep	Total	Oct	Nov	Dec	Total	Jan	Feb	Mar	Total	Apr	May	Jun	Total	
10	CINC	38	43	47	128	55	29	34	118	46	33	44	123	37	28	25	90	459
	Juvenile Offender	63	66	60	189	70	61	51	182	42	58	62	162	89	108	100	297	830
	Both	0	0	0	0	0	0	0	0	0	0	0	0	1	1	1	3	3
	Total	101	109	107	317	125	90	85	300	88	91	106	285	127	137	126	390	1,292
11	CINC	0	0	0	0	0	0	0	0	0	0	0	0	1	1	0	2	2
	Juvenile Offender	0	0	0	0	0	0	0	0	0	0	0	0	0	1	0	1	1
	Total	0	0	0	0	0	0	0	0	0	0	0	0	1	2	0	3	3
11CR	CINC	6	10	3	19	13	8	0	21	11	6	23	40	7	7	7	21	101
	Juvenile Offender	4	3	7	14	0	8	4	12	7	4	7	18	13	6	1	20	64
	Total	10	13	10	33	13	16	4	33	18	10	30	58	20	13	8	41	165
11LB CK	CINC	7	10	6	23	18	14	8	40	8	5	5	18	12	13	7	32	113
	Juvenile Offender	6	2	3	11	4	4	5	13	5	1	6	12	4	1	3	8	44
	Other	0	0	0	0	0	0	0	0	0	0	0	0	1	0	0	1	1
	Total	13	12	9	34	22	18	13	53	13	6	11	30	17	14	10	41	158
12	CINC	18	5	8	31	5	1	12	18	10	5	9	24	10	17	6	33	106
	Juvenile Offender	4	4	3	11	11	7	5	23	6	4	6	16	4	6	2	12	62
	Total	22	9	11	42	16	8	17	41	16	9	15	40	14	23	8	45	168
13	CINC	14	8	29	51	28	22	37	87	24	21	40	85	21	21	18	60	283
	Juvenile Offender	13	8	5	26	5	25	12	42	8	8	13	29	20	11	21	52	149
	Both	0	0	0	0	0	0	0	0	0	0	0	0	0	0	1	1	1
	Total	27	16	34	77	33	47	49	129	32	29	53	114	41	32	40	113	433
14	CINC	3	14	7	24	14	6	7	27	9	6	16	31	11	6	8	25	107
	Juvenile Offender	8	6	6	20	13	9	6	28	9	10	10	29	16	13	25	54	131
	Unknown	0	0	0	0	0	0	0	0	0	0	0	0	0	6	0	6	6
	Total	11	20	13	44	27	15	13	55	18	16	26	60	27	25	33	85	244
15	CINC	0	0	0	0	0	0	4	4	2	1	0	3	2	0	0	2	9
	Juvenile Offender	0	0	1	1	0	0	2	2	0	1	1	2	3	1	4	8	13
	Total	0	0	1	1	0	0	6	6	2	2	1	5	5	1	4	10	22
15/17 /23	CINC	11	9	13	33	2	9	10	21	11	8	10	29	5	9	6	20	103
	Juvenile Offender	22	16	18	56	14	20	16	50	11	8	15	34	18	29	22	69	209
	Both	0	0	0	0	0	0	0	0	0	0	0	0	0	2	0	2	2
	Unknown	0	0	0	0	0	0	0	0	0	0	0	0	1	0	0	1	1
	Total	33	25	31	89	16	29	26	71	22	16	25	63	24	40	28	92	315
16	CINC	2	19	17	38	17	13	4	34	11	7	16	34	13	6	5	24	130
	Juvenile Offender	8	17	13	38	17	16	6	39	10	17	12	39	13	9	13	35	151
	Unknown	0	0	0	0	0	0	0	0	0	0	0	0	1	0	0	1	1
	Total	10	36	30	76	34	29	10	73	21	24	28	73	27	15	18	60	282
18	CINC	17	9	20	46	15	15	11	41	11	7	3	21	4	0	2	6	114
	Juvenile Offender	70	108	88	266	65	79	87	231	59	76	77	212	83	86	85	254	963
	Both	0	0	0	0	0	0	0	0	0	0	0	0	0	0	1	1	1
	Unknown	0	0	0	0	0	0	0	0	0	0	0	0	1	1	0	2	2
	Total	87	117	108	312	80	94	98	272	70	83	80	233	88	87	88	263	1,080
19	CINC	5	7	5	17	2	6	0	8	4	7	8	19	4	1	3	8	52
	Juvenile Offender	15	12	7	34	16	8	9	33	15	8	12	35	12	16	12	40	142
	Both	0	0	0	0	0	0	0	0	0	0	0	0	0	1	0	1	1

*If an intake is assigned only to the 11th district without a designation, the county value is not filled. If an intake is assigned to 'County Not Recorded', neither the judicial district field nor the county field are filled.

		1st QTR				2nd QTR				3rd QTR				4th QTR				Total
		Jul	Aug	Sep	Total	Oct	Nov	Dec	Total	Jan	Feb	Mar	Total	Apr	May	Jun	Total	
19	Other	0	0	0	0	0	0	0	0	0	0	0	0	1	0	0	1	1
	Unknown	0	0	0	0	0	0	0	0	0	0	0	0	0	0	1	1	1
	Total	20	19	12	51	18	14	9	41	19	15	20	54	17	18	16	51	197
20	CINC	8	16	16	40	21	28	34	83	40	23	38	101	32	19	20	71	295
	Juvenile Offender	17	7	14	38	7	6	18	31	9	13	24	46	13	25	13	51	166
	Both	0	0	0	0	0	0	0	0	0	0	0	0	0	1	4	5	5
	Other	0	0	0	0	0	0	0	0	0	0	0	0	0	5	2	7	7
	Unknown	0	0	0	0	0	0	0	0	0	0	0	0	1	0	0	1	1
	Total	25	23	30	78	28	34	52	114	49	36	62	147	46	50	39	135	474
21	CINC	10	6	8	24	8	10	7	25	14	5	9	28	3	12	9	24	101
	Juvenile Offender	4	8	7	19	1	9	7	17	7	10	5	22	11	10	1	22	80
	Total	14	14	15	43	9	19	14	42	21	15	14	50	14	22	10	46	181
22	CINC	5	12	20	37	23	20	16	59	8	9	7	24	8	9	6	23	143
	Juvenile Offender	1	7	8	16	13	5	12	30	5	6	10	21	5	1	0	6	73
	Both	0	0	0	0	0	0	0	0	0	0	0	0	5	5	11	21	21
	Total	6	19	28	53	36	25	28	89	13	15	17	45	18	15	17	50	237
24	CINC	0	5	2	7	0	2	5	7	2	6	4	12	5	1	0	6	32
	Juvenile Offender	3	6	4	13	4	2	1	7	1	2	0	3	1	2	1	4	27
	Total	3	11	6	20	4	4	6	14	3	8	4	15	6	3	1	10	59
25	CINC	1	1	0	2	0	3	1	4	0	1	0	1	0	0	0	0	7
	Juvenile Offender	6	9	10	25	14	9	6	29	3	12	11	26	16	15	13	44	124
	Both	0	0	0	0	0	0	0	0	0	0	0	0	1	0	0	1	1
	Total	7	10	10	27	14	12	7	33	3	13	11	27	17	15	13	45	132
26	CINC	0	0	0	0	1	0	0	1	2	1	1	4	0	0	0	0	5
	Juvenile Offender	4	4	3	11	5	3	5	13	11	13	10	34	12	9	7	28	86
	Both	0	0	0	0	0	0	0	0	0	0	0	0	0	1	0	1	1
	Total	4	4	3	11	6	3	5	14	13	14	11	38	12	10	7	29	92
27	CINC	18	37	30	85	32	8	12	52	23	48	14	85	25	41	30	96	318
	Juvenile Offender	13	16	21	50	13	9	8	30	15	10	24	49	14	23	17	54	183
	Both	0	0	0	0	0	0	0	0	0	0	0	0	6	0	0	6	6
	Total	31	53	51	135	45	17	20	82	38	58	38	134	45	64	47	156	507
28	CINC	2	5	1	8	8	5	7	20	10	1	4	15	1	0	5	6	49
	Juvenile Offender	14	8	7	29	7	16	12	35	23	27	30	80	11	32	27	70	214
	Other	0	0	0	0	0	0	0	0	0	0	0	0	0	0	1	1	1
	Unknown	0	0	0	0	0	0	0	0	0	0	0	0	5	6	0	11	11
	Total	16	13	8	37	15	21	19	55	33	28	34	95	17	38	33	88	275
29	CINC	23	20	33	76	27	25	26	78	22	17	27	66	31	32	29	92	312
	Juvenile Offender	11	23	22	56	25	12	19	56	21	13	20	54	24	29	29	82	248
	Both	0	0	0	0	0	0	0	0	0	0	0	0	1	0	1	2	2
	Other	0	0	0	0	0	0	0	0	0	0	0	0	1	0	0	1	1
	Total	34	43	55	132	52	37	45	134	43	30	47	120	57	61	59	177	563
30	CINC	7	5	9	21	23	8	7	38	10	5	14	29	9	10	5	24	112
	Juvenile Offender	3	9	30	42	17	6	4	27	8	11	15	34	19	12	15	46	149
	Both	0	0	0	0	0	0	0	0	0	0	0	0	1	0	0	1	1
	Other	0	0	0	0	0	0	0	0	0	0	0	0	0	1	1	2	2

*If an intake is assigned only to the 11th district without a designation, the county value is not filled. If an intake is assigned to 'County Not Recorded', neither the judicial district field nor the county field are filled.

		1st QTR				2nd QTR				3rd QTR				4th QTR				Total
		Jul	Aug	Sep	Total	Oct	Nov	Dec	Total	Jan	Feb	Mar	Total	Apr	May	Jun	Total	
30	Total	10	14	39	63	40	14	11	65	18	16	29	63	29	23	21	73	264
31	CINC	2	10	8	20	11	7	13	31	7	7	4	18	12	3	6	21	90
	Juvenile Offender	2	2	5	9	1	2	4	7	4	5	5	14	5	11	0	16	46
	Both	0	0	0	0	0	0	0	0	0	0	0	0	0	1	0	1	1
	Total	4	12	13	29	12	9	17	38	11	12	9	32	17	15	6	38	137
Total		637	783	815	2,235	876	742	737	2,355	728	726	883	2,337	923	956	829	2,708	9,635

Juvenile Intakes by Placement Outcome

			1st QTR				2nd QTR				3rd QTR				4th QTR				Total	
			Jul	Aug	Sep	Total	Oct	Nov	Dec	Total	Jan	Feb	Mar	Total	Apr	May	Jun	Total		
01	CINC	DCF	0	0	0	0	1	0	0	1	0	0	0	0	0	1	0	1	2	
		Detention	0	2	0	2	1	0	1	2	0	0	0	0	0	0	0	0	0	4
		Emergency She	0	0	1	1	4	0	0	4	0	0	1	1	1	1	0	2	3	9
		Foster Care	0	0	0	0	0	0	0	0	0	0	0	0	0	2	0	0	2	2
		Group Home	0	0	0	0	4	0	0	4	0	0	0	0	0	0	0	0	0	4
		Other	0	0	0	0	1	0	0	1	0	0	0	0	0	0	0	1	1	2
		Parent(s)/Guarc	3	0	4	7	29	6	11	46	3	6	4	13	7	7	3	17	83	
		Relative	0	0	0	0	2	0	0	2	0	0	1	1	3	0	0	3	6	
		Shelter Facility	1	0	3	4	0	0	0	0	0	0	0	0	1	0	0	1	5	
		Total	4	2	8	14	42	6	12	60	3	6	6	15	14	8	6	28	117	
	Juvenile Offender	Detention	3	1	1	5	5	0	2	7	1	3	3	7	4	4	4	12	31	
		Emergency She	0	0	1	1	0	0	0	0	0	0	1	1	0	0	0	0	2	
		Foster Care	0	0	0	0	0	0	0	0	0	0	0	0	0	2	0	2	2	
		Friend	0	0	0	0	1	0	0	1	0	0	0	0	0	0	0	0	1	
		Other	0	0	1	1	0	0	0	0	0	0	0	0	0	0	0	0	1	
		Parent(s)/Guarc	6	0	1	7	7	7	7	21	11	6	5	22	14	11	5	30	80	
		Relative	0	0	0	0	1	0	0	1	0	0	0	0	0	0	0	0	1	
		Unknown	0	0	0	0	0	0	0	0	0	0	0	0	0	1	0	1	1	
	Total	9	1	4	14	14	7	9	30	12	9	9	30	18	18	9	45	119		
Total		13	3	12	28	56	13	21	90	15	15	15	45	32	26	15	73	236		
02	CINC	DCF	0	0	0	0	1	0	0	1	0	0	0	0	0	0	0	0	1	
		Detention	0	3	0	3	0	0	0	0	0	0	0	0	0	1	0	1	4	
		Emergency She	0	0	0	0	0	0	0	0	0	0	1	1	0	0	0	0	1	
		Foster Care	3	2	3	8	1	1	0	2	0	3	0	3	0	1	1	2	15	
		Friend	0	1	0	1	0	0	4	4	1	0	0	1	0	0	1	1	7	
		Other	0	0	1	1	0	1	3	4	0	4	0	4	2	2	1	5	14	
		Parent(s)/Guarc	7	8	7	22	2	4	6	12	9	3	6	18	4	2	4	10	62	
		Relative	1	1	5	7	3	0	1	4	0	3	3	6	5	5	3	13	30	
		Total	11	15	16	42	7	6	14	27	10	13	10	33	11	11	10	32	134	
	Juvenile Offender	Detention	2	2	2	6	2	4	1	7	0	2	2	4	0	3	2	5	22	
		Foster Care	0	0	1	1	1	0	0	1	0	1	1	2	1	0	1	2	6	
		Other	0	0	0	0	0	0	0	0	0	1	1	2	0	0	0	0	2	
		Parent(s)/Guarc	6	7	6	19	5	6	9	20	6	7	10	23	17	3	5	25	87	
		Relative	0	0	0	0	2	0	0	2	0	0	0	0	0	1	1	2	4	
		Self	0	0	0	0	1	0	0	1	0	0	0	0	0	0	0	0	1	

*If an intake is assigned only to the 11th district without a designation, the county value is not filled. If an intake is assigned to 'County Not Recorded', neither the judicial district field nor the county field are filled.

			1st QTR				2nd QTR				3rd QTR				4th QTR				Total	
			Jul	Aug	Sep	Total	Oct	Nov	Dec	Total	Jan	Feb	Mar	Total	Apr	May	Jun	Total		
02	Juvenile Offender	Total	8	9	9	26	11	10	10	31	6	11	14	31	18	7	9	34	122	
	Both	Parent(s)/Guarc	0	0	0	0	0	0	0	0	0	0	0	0	0	1	1	2	2	
		Total	0	0	0	0	0	0	0	0	0	0	0	0	0	1	1	2	2	
	Other	Parent(s)/Guarc	0	0	0	0	0	0	0	0	0	0	0	0	1	0	0	1	1	
		Total	0	0	0	0	0	0	0	0	0	0	0	0	1	0	0	1	1	
	Unknown	Detention	0	0	0	0	0	0	0	0	0	0	0	0	1	1	0	2	2	
		Foster Care	0	0	0	0	0	0	0	0	0	0	0	0	0	1	0	1	1	
		Parent(s)/Guarc	0	0	0	0	0	0	0	0	0	0	0	0	0	2	0	2	2	
		Total	0	0	0	0	0	0	0	0	0	0	0	0	1	4	0	5	5	
	Total			19	24	25	68	18	16	24	58	16	24	24	64	31	23	20	74	264
03	CINC	DCF	0	0	1	1	2	0	0	2	3	0	2	5	0	1	1	2	10	
		Detention	0	1	0	1	0	1	0	1	0	0	0	0	0	0	0	0	0	2
		Emergency She	2	0	0	2	0	0	0	0	0	0	0	0	1	0	0	1	3	
		Foster Care	6	2	3	11	9	3	6	18	14	9	9	32	7	17	4	28	89	
		Group Home	6	0	0	6	0	2	0	2	0	1	0	1	1	1	1	3	12	
		Other	6	7	3	16	2	2	2	6	0	1	0	1	6	2	2	10	33	
		Parent(s)/Guarc	5	5	5	15	12	8	5	25	3	4	12	19	6	9	7	22	81	
		Relative	0	1	2	3	1	1	3	5	0	0	0	0	0	0	0	0	0	8
		Self	0	1	0	1	0	0	0	0	0	0	0	0	0	0	0	0	0	1
		Shelter Facility	0	1	0	1	1	0	0	1	0	0	0	0	0	0	0	0	0	2
		Total	25	18	14	57	27	17	16	60	20	15	23	58	21	30	15	66	241	
	Juvenile Offender	DCF	0	1	0	1	0	0	0	0	1	0	0	1	0	0	0	0	2	
		Detention	4	3	1	8	5	4	6	15	2	6	4	12	4	4	7	15	50	
		Foster Care	0	0	0	0	0	0	0	0	1	0	0	1	0	0	0	0	1	
		Group Home	1	0	0	1	1	0	1	2	0	0	0	0	0	1	1	2	5	
		Other	0	0	0	0	1	1	2	4	0	1	0	1	1	1	1	3	8	
		Parent(s)/Guarc	7	11	6	24	12	11	13	36	12	7	11	30	19	16	11	46	136	
		Relative	0	1	1	2	0	0	0	0	0	0	0	0	0	0	2	2	4	
		Self	0	0	0	0	2	1	1	4	2	0	3	5	0	0	0	0	9	
		Shelter Facility	0	0	0	0	1	1	0	2	0	0	0	0	0	0	0	0	2	
		Unknown	0	0	0	0	0	0	0	0	0	0	0	0	1	3	0	4	4	
		Total	12	16	8	36	22	18	23	63	18	14	18	50	25	25	22	72	221	
	Both	Detention	0	0	0	0	0	0	0	0	0	0	0	0	0	1	0	1	1	
		Parent(s)/Guarc	0	0	0	0	0	0	0	0	0	0	0	0	0	1	0	1	1	
Total		0	0	0	0	0	0	0	0	0	0	0	0	0	2	0	2	2		
Unknown	Detention	0	0	0	0	0	0	0	0	0	0	0	0	1	1	0	2	2		
	Other	0	0	0	0	0	0	0	0	0	0	0	0	1	0	0	1	1		
	Parent(s)/Guarc	0	0	0	0	0	0	0	0	0	0	0	0	1	2	0	3	3		
	Total	0	0	0	0	0	0	0	0	0	0	0	0	3	3	0	6	6		
Total			37	34	22	93	49	35	39	123	38	29	41	108	49	60	37	146	470	
04	CINC	Detention	1	0	0	1	1	0	0	1	0	0	0	0	0	0	0	0	2	
		Foster Care	0	3	5	8	0	0	2	2	1	1	1	3	0	0	0	0	13	
		Friend	0	0	0	0	0	0	0	0	0	0	0	0	0	1	0	1	1	
		Group Home	0	0	0	0	1	0	0	1	0	0	0	0	2	0	2	4	5	
		Other	0	0	0	0	0	2	0	2	1	0	0	1	1	0	3	4	7	

*If an intake is assigned only to the 11th district without a designation, the county value is not filled. If an intake is assigned to 'County Not Recorded', neither the judicial district field nor the county field are filled.

			1st QTR				2nd QTR				3rd QTR				4th QTR				Total	
			Jul	Aug	Sep	Total	Oct	Nov	Dec	Total	Jan	Feb	Mar	Total	Apr	May	Jun	Total		
04	CINC	Parent(s)/Guarc	2	0	2	4	2	5	0	7	3	2	5	10	3	1	0	4	25	
		Relative	1	3	9	13	5	2	0	7	3	1	1	5	5	2	0	7	32	
		Total	4	6	16	26	9	9	2	20	8	4	7	19	11	4	5	20	85	
	Juvenile Offender	Detention	2	4	1	7	2	1	1	4	0	2	0	2	0	1	0	1	14	
		Foster Care	0	0	0	0	0	0	0	0	1	0	1	2	0	0	0	0	2	
		Other	0	0	0	0	0	0	1	1	0	0	0	0	0	0	0	0	1	
		Parent(s)/Guarc	2	7	10	19	7	10	7	24	3	2	5	10	3	2	6	11	64	
		Relative	0	0	0	0	0	1	2	3	0	0	0	0	0	1	0	1	4	
		Unknown	0	0	0	0	0	0	0	0	0	0	0	0	0	1	0	1	1	
		Total	4	11	11	26	9	12	11	32	4	4	6	14	3	5	6	14	86	
	Both	Parent(s)/Guarc	0	0	0	0	0	0	0	0	0	0	0	0	1	0	0	1	1	
		Relative	0	0	0	0	0	0	0	0	0	0	0	0	0	1	0	1	1	
		Unknown	0	0	0	0	0	0	0	0	0	0	0	0	1	0	0	1	1	
		Total	0	0	0	0	0	0	0	0	0	0	0	0	2	1	0	3	3	
	Unknown	Detention	0	0	0	0	0	0	0	0	0	0	0	0	1	0	0	1	1	
		Parent(s)/Guarc	0	0	0	0	0	0	0	0	0	0	0	0	1	1	0	2	2	
		Relative	0	0	0	0	0	0	0	0	0	0	0	0	1	0	0	1	1	
		Total	0	0	0	0	0	0	0	0	0	0	0	0	3	1	0	4	4	
	Total			8	17	27	52	18	21	13	52	12	8	13	33	19	11	11	41	178
	05	CINC	DCF	0	1	0	1	0	0	0	0	0	0	0	0	0	0	0	0	1
Emergency She			0	0	0	0	0	0	0	0	0	0	3	3	2	1	1	4	7	
Foster Care			0	3	2	5	1	0	0	1	0	0	0	0	1	0	0	1	7	
Group Home			0	0	0	0	0	1	2	3	0	2	0	2	0	0	0	0	5	
Parent(s)/Guarc			1	2	0	3	1	1	2	4	0	3	1	4	0	0	0	0	11	
Shelter Facility			0	2	0	2	0	0	4	4	0	0	0	0	0	0	0	0	6	
Total			1	8	2	11	2	2	8	12	0	5	4	9	3	1	1	5	37	
Juvenile Offender		Detention	0	1	1	2	0	1	0	1	0	2	0	2	1	1	3	5	10	
		Foster Care	0	0	0	0	0	0	0	0	0	0	0	0	0	0	1	1	1	
		Other	0	2	1	3	0	0	0	0	0	0	0	0	0	0	0	0	3	
		Parent(s)/Guarc	6	9	3	18	5	2	2	9	5	11	3	19	3	5	6	14	60	
		Relative	0	1	0	1	0	0	0	0	0	0	0	0	0	0	0	0	1	
		Unknown	0	0	0	0	0	0	0	0	0	0	0	0	0	0	2	2	2	
		Total	6	13	5	24	5	3	2	10	5	13	3	21	4	6	12	22	77	
Both		Emergency She	0	0	0	0	0	0	0	0	0	0	0	0	0	2	0	2	2	
		Group Home	0	0	0	0	0	0	0	0	0	0	0	0	0	1	0	1	1	
		Parent(s)/Guarc	0	0	0	0	0	0	0	0	0	0	0	0	0	0	4	4	4	
		Unknown	0	0	0	0	0	0	0	0	0	0	0	0	0	0	1	1	1	
		Total	0	0	0	0	0	0	0	0	0	0	0	0	0	3	5	8	8	
Total			7	21	7	35	7	5	10	22	5	18	7	30	7	10	18	35	122	
06	CINC	Attendant Care	0	1	0	1	0	0	0	0	0	0	0	0	0	0	0	0	1	
		DCF	0	3	0	3	0	1	0	1	0	0	2	2	1	1	0	2	8	
		Detention	0	0	0	0	0	1	0	1	0	0	0	0	0	0	0	0	1	
		Emergency She	0	0	0	0	0	0	0	0	0	0	0	0	0	1	1	2	2	
		Foster Care	1	1	3	5	2	0	0	2	1	0	1	2	1	1	4	6	15	
		Friend	1	0	4	5	0	1	0	1	1	0	2	3	0	0	2	2	11	

*If an intake is assigned only to the 11th district without a designation, the county value is not filled. If an intake is assigned to 'County Not Recorded', neither the judicial district field nor the county field are filled.

		1st QTR				2nd QTR				3rd QTR				4th QTR				Total	
		Jul	Aug	Sep	Total	Oct	Nov	Dec	Total	Jan	Feb	Mar	Total	Apr	May	Jun	Total		
06	CINC	Group Home	0	0	0	0	0	0	0	0	0	0	1	1	0	0	0	0	1
		Other	2	2	0	4	4	3	0	7	2	1	1	4	3	0	5	8	23
		Parent(s)/Guarc	4	17	9	30	5	9	8	22	8	6	6	20	10	7	5	22	94
		Relative	4	4	3	11	5	4	9	18	7	5	7	19	5	5	2	12	60
		Shelter Facility	0	0	0	0	2	0	2	4	1	2	4	7	0	0	0	0	11
		Unknown	0	0	0	0	0	0	0	0	0	0	0	0	1	0	0	1	1
		Total	12	28	19	59	18	19	19	56	20	14	24	58	21	15	19	55	228
	Juvenile Offender	Detention	1	0	2	3	1	2	2	5	1	1	2	4	4	1	1	6	18
		Foster Care	0	1	0	1	0	1	0	1	0	0	0	0	0	0	0	0	2
		Friend	0	0	0	0	0	0	0	0	1	0	0	1	0	0	0	0	1
		Other	0	0	0	0	0	1	0	1	0	0	1	1	0	0	0	0	2
		Parent(s)/Guarc	3	2	4	9	4	11	6	21	4	7	8	19	3	7	1	11	60
		Relative	0	1	0	1	0	0	0	0	0	0	0	0	0	0	0	0	1
		Total	4	4	8	16	5	15	9	29	6	8	11	25	7	8	2	17	87
Both	Emergency She	0	0	0	0	0	0	0	0	0	0	0	0	0	0	1	1	1	
	Total	0	0	0	0	0	0	0	0	0	0	0	0	0	0	1	1	1	
Total		16	32	27	75	23	34	28	85	26	22	35	83	28	23	22	73	316	
07	CINC	DCF	0	0	0	0	0	0	0	0	1	0	0	1	0	0	3	3	4
		Detention	0	3	0	3	0	1	0	1	0	0	0	0	0	0	0	0	4
		Emergency She	0	1	0	1	1	2	0	3	1	1	0	2	0	1	1	2	8
		Foster Care	3	3	1	7	1	4	2	7	0	2	2	4	5	6	0	11	29
		Friend	0	0	1	1	0	0	0	0	2	0	0	2	0	0	0	0	3
		Group Home	2	2	2	6	0	5	1	6	0	0	2	2	5	3	3	11	25
		Other	2	1	0	3	0	0	3	3	2	1	3	6	1	1	0	2	14
		Parent(s)/Guarc	0	2	1	3	3	1	1	5	2	3	3	8	1	2	3	6	22
		Relative	1	1	2	4	1	3	1	5	2	1	2	5	3	1	0	4	18
		Total	8	13	7	28	6	16	8	30	10	8	12	30	15	14	10	39	127
	Juvenile Offender	Detention	0	5	4	9	7	2	2	11	2	2	0	4	7	6	5	18	42
		Emergency She	1	1	0	2	0	0	0	0	0	0	0	0	0	0	0	0	2
		Foster Care	1	0	1	2	0	0	0	0	0	3	0	3	0	0	1	1	6
		Group Home	1	0	0	1	4	4	2	10	6	0	3	9	0	0	3	3	23
		Other	1	0	0	1	0	0	1	1	0	0	1	1	0	0	0	0	3
		Parent(s)/Guarc	2	1	6	9	9	3	1	13	0	2	10	12	1	2	2	5	39
		Shelter Facility	1	0	1	2	0	0	0	0	0	0	0	0	0	0	0	0	2
		Total	7	7	12	26	20	9	6	35	8	7	14	29	8	8	11	27	117
	Both	Detention	0	0	0	0	0	0	0	0	0	0	0	0	0	1	0	1	1
		Total	0	0	0	0	0	0	0	0	0	0	0	0	0	1	0	1	1
Other	Detention	0	0	0	0	0	0	0	0	0	0	0	0	1	0	0	1	1	
	Total	0	0	0	0	0	0	0	0	0	0	0	0	1	0	0	1	1	
Total		15	20	19	54	26	25	14	65	18	15	26	59	24	23	21	68	246	
08	CINC	Detention	0	0	0	0	0	1	1	1	0	0	1	0	0	0	0	2	
		Emergency She	4	8	12	24	5	7	1	13	0	5	2	7	4	5	1	10	54
		Foster Care	0	0	1	1	1	4	1	6	4	8	6	18	7	2	4	13	38
		Friend	0	2	0	2	0	0	0	0	0	0	0	0	0	0	0	0	2

*If an intake is assigned only to the 11th district without a designation, the county value is not filled. If an intake is assigned to 'County Not Recorded', neither the judicial district field nor the county field are filled.

		1st QTR				2nd QTR				3rd QTR				4th QTR				Total	
		Jul	Aug	Sep	Total	Oct	Nov	Dec	Total	Jan	Feb	Mar	Total	Apr	May	Jun	Total		
08	CINC	Group Home	0	0	0	0	0	0	2	2	0	0	0	0	1	0	1	2	4
		Other	3	1	3	7	0	3	0	3	2	4	1	7	2	0	1	3	20
		Parent(s)/Guarc	4	4	4	12	6	2	2	10	2	1	1	4	2	3	0	5	31
		Relative	1	0	0	1	0	0	1	1	0	0	0	0	0	3	0	3	5
		Shelter Facility	0	0	1	1	0	3	0	3	0	0	0	0	0	0	0	0	4
		Total	12	15	21	48	12	20	7	39	9	18	10	37	16	13	7	36	160
	Juvenile Offender	Detention	2	3	3	8	1	0	2	3	4	5	5	14	8	4	6	18	43
		Emergency She	0	0	0	0	1	1	0	2	0	0	0	0	0	0	0	0	2
		Foster Care	0	0	0	0	0	0	0	0	0	0	0	0	0	1	0	1	1
		Group Home	0	0	3	3	0	1	0	1	0	0	0	0	0	3	0	3	7
		Other	0	0	1	1	1	0	1	2	0	1	2	3	1	0	1	2	8
		Parent(s)/Guarc	2	10	7	19	7	4	6	17	3	7	11	21	5	8	8	21	78
		Relative	0	0	0	0	0	1	0	1	0	0	0	0	1	0	0	1	2
		Shelter Facility	4	1	4	9	0	0	3	3	5	2	0	7	0	0	0	0	19
		Unknown	0	0	0	0	0	0	0	0	0	0	0	0	0	0	1	1	1
		Total	8	14	18	40	10	7	12	29	12	15	18	45	15	16	16	47	161
	Both	Emergency She	0	0	0	0	0	0	0	0	0	0	0	0	0	1	0	1	1
		Total	0	0	0	0	0	0	0	0	0	0	0	0	0	1	0	1	1
	Other	Parent(s)/Guarc	0	0	0	0	0	0	0	0	0	0	0	0	0	0	1	1	1
		Total	0	0	0	0	0	0	0	0	0	0	0	0	0	0	1	1	1
Total		20	29	39	88	22	27	19	68	21	33	28	82	31	30	24	85	323	
09	CINC	Detention	0	0	0	0	0	0	0	0	0	0	1	1	0	0	0	0	1
		Emergency She	1	2	1	4	1	1	1	3	2	0	3	5	0	0	4	4	16
		Foster Care	1	0	0	1	0	2	1	3	0	0	0	0	0	0	1	1	5
		Friend	0	0	0	0	0	0	1	1	0	0	0	0	0	0	0	0	1
		Group Home	2	0	0	2	0	0	0	0	0	0	0	0	1	2	2	5	7
		Other	0	0	1	1	0	0	0	0	0	1	0	1	0	0	0	0	2
		Parent(s)/Guarc	0	1	2	3	1	1	2	4	2	3	8	13	2	4	0	6	26
		Relative	1	1	0	2	0	1	3	4	0	0	1	1	0	0	5	5	12
		Shelter Facility	0	0	3	3	0	0	0	0	1	0	0	1	0	0	0	0	4
		Unknown	0	0	0	0	0	0	0	0	0	0	0	0	0	0	1	1	1
		Total	5	4	7	16	2	5	8	15	5	4	13	22	3	6	13	22	75
	Juvenile Offender	Detention	2	2	0	4	1	0	1	2	4	5	2	11	0	4	1	5	22
		Emergency She	0	1	0	1	0	0	0	0	0	0	0	0	0	0	0	0	1
		Other	1	0	0	1	0	0	0	0	0	0	0	0	0	0	0	0	1
		Parent(s)/Guarc	6	4	6	16	8	6	6	20	4	7	6	17	10	15	7	32	85
		Relative	0	0	0	0	1	0	0	1	0	0	2	2	0	2	1	3	6
		Unknown	0	0	0	0	0	0	0	0	0	0	0	0	1	0	1	2	2
		Total	9	7	6	22	10	6	7	23	8	12	10	30	11	21	10	42	117
	Both	Emergency She	0	0	0	0	0	0	0	0	0	0	0	0	0	0	1	1	1
		Parent(s)/Guarc	0	0	0	0	0	0	0	0	0	0	0	0	1	0	4	5	5
Unknown		0	0	0	0	0	0	0	0	0	0	0	0	1	0	0	1	1	
Total		0	0	0	0	0	0	0	0	0	0	0	0	2	0	5	7	7	
Other	Relative	0	0	0	0	0	0	0	0	0	0	0	0	0	0	1	1	1	
	Total	0	0	0	0	0	0	0	0	0	0	0	0	0	0	1	1	1	

*If an intake is assigned only to the 11th district without a designation, the county value is not filled. If an intake is assigned to 'County Not Recorded', neither the judicial district field nor the county field are filled.

		1st QTR				2nd QTR				3rd QTR				4th QTR				Total	
		Jul	Aug	Sep	Total	Oct	Nov	Dec	Total	Jan	Feb	Mar	Total	Apr	May	Jun	Total		
09	Total	14	11	13	38	12	11	15	38	13	16	23	52	16	27	29	72	200	
10	CINC	DCF	1	1	1	3	1	1	0	2	0	0	2	2	1	1	1	3	10
		Detention	1	0	0	1	1	0	0	1	0	0	1	1	0	1	0	1	4
		Emergency She	0	0	0	0	0	0	0	0	0	0	0	0	3	7	7	17	17
		Foster Care	1	0	1	2	5	2	0	7	1	2	2	5	0	8	8	16	30
		Friend	0	0	0	0	0	0	1	1	0	1	0	1	0	0	0	0	2
		Group Home	1	0	1	2	2	3	1	6	2	8	2	12	0	0	4	4	24
		Other	1	4	4	9	5	1	1	7	2	0	1	3	3	0	0	3	22
		Parent(s)/Guarc	22	31	31	84	29	15	23	67	36	15	28	79	27	9	5	41	271
		Relative	2	1	3	6	1	0	0	1	2	1	4	7	1	2	0	3	17
		Shelter Facility	9	6	6	21	11	7	8	26	3	6	4	13	2	0	0	2	62
		Total	38	43	47	128	55	29	34	118	46	33	44	123	37	28	25	90	459
	Juvenile Offender	DCF	0	0	1	1	0	0	0	0	0	0	0	0	0	0	0	0	1
		Detention	22	17	18	57	8	14	6	28	7	15	10	32	12	12	17	41	158
		Foster Care	0	0	0	0	0	0	0	0	2	2	1	5	1	1	0	2	7
		Friend	0	0	0	0	0	0	0	0	0	1	0	1	0	0	0	0	1
		Group Home	0	0	2	2	0	1	0	1	1	0	0	1	0	0	0	0	4
		House Arrest	0	0	0	0	0	0	0	0	0	0	0	0	0	1	0	1	1
		Other	0	1	0	1	1	0	1	2	0	0	1	1	0	0	0	0	4
		Parent(s)/Guarc	41	47	39	127	59	45	43	147	31	40	49	120	75	92	82	249	643
		Relative	0	1	0	1	2	0	0	2	1	0	0	1	0	1	0	1	5
		Self	0	0	0	0	0	1	0	1	0	0	1	1	0	0	0	0	2
		Shelter Facility	0	0	0	0	0	0	1	1	0	0	0	0	0	0	0	0	1
		Unknown	0	0	0	0	0	0	0	0	0	0	0	0	1	1	1	3	3
		Total	63	66	60	189	70	61	51	182	42	58	62	162	89	108	100	297	830
		Both	Emergency She	0	0	0	0	0	0	0	0	0	0	0	0	0	0	1	1
	Other		0	0	0	0	0	0	0	0	0	0	0	0	0	1	0	1	1
	Parent(s)/Guarc		0	0	0	0	0	0	0	0	0	0	0	0	1	0	0	1	1
Total	0		0	0	0	0	0	0	0	0	0	0	0	1	1	1	3	3	
Total		101	109	107	317	125	90	85	300	88	91	106	285	127	137	126	390	1,292	
11	CINC	Unknown	0	0	0	0	0	0	0	0	0	0	0	1	1	0	2	2	
		Total	0	0	0	0	0	0	0	0	0	0	0	0	1	1	0	2	2
	Juvenile Offender	Unknown	0	0	0	0	0	0	0	0	0	0	0	0	1	0	1	1	
		Total	0	0	0	0	0	0	0	0	0	0	0	0	1	0	1	1	
	Total		0	0	0	0	0	0	0	0	0	0	0	0	1	2	0	3	3
11CR	CINC	Detention	1	0	0	1	0	1	0	1	0	0	0	0	0	0	0	0	2
		Emergency She	0	0	0	0	0	0	0	0	0	0	0	0	0	1	0	1	1
		Foster Care	3	3	1	7	5	1	0	6	4	5	14	23	6	1	5	12	48
		Friend	1	1	0	2	0	0	0	0	0	0	1	1	0	0	0	0	3
		Group Home	0	0	0	0	0	0	0	0	0	0	0	0	0	3	0	3	3
		House Arrest	0	0	1	1	0	0	0	0	0	0	0	0	0	0	0	0	1
		Other	0	1	1	2	1	1	0	2	0	0	0	0	0	1	2	3	7
		Parent(s)/Guarc	0	0	0	0	1	1	0	2	0	1	0	1	1	0	0	1	4
		Relative	1	5	0	6	6	4	0	10	7	0	8	15	0	0	0	0	31
		Unknown	0	0	0	0	0	0	0	0	0	0	0	0	0	1	0	1	1

*If an intake is assigned only to the 11th district without a designation, the county value is not filled. If an intake is assigned to 'County Not Recorded', neither the judicial district field nor the county field are filled.

			1st QTR				2nd QTR				3rd QTR				4th QTR				Total	
			Jul	Aug	Sep	Total	Oct	Nov	Dec	Total	Jan	Feb	Mar	Total	Apr	May	Jun	Total		
11CR	CINC	Total	6	10	3	19	13	8	0	21	11	6	23	40	7	7	7	21	101	
		Juvenile Offender	DCF	0	0	0	0	0	1	0	1	0	0	0	0	0	0	0	0	1
			Detention	0	0	0	0	0	1	0	1	0	2	1	3	3	1	0	4	8
			Foster Care	1	0	3	4	0	0	0	0	2	0	0	2	1	0	0	1	7
			Group Home	0	0	0	0	0	0	0	0	0	0	0	0	0	0	1	1	1
			Other	0	0	0	0	0	0	0	0	0	0	1	1	0	0	0	0	1
			Parent(s)/Guarc	3	2	3	8	0	6	4	10	4	2	5	11	9	5	0	14	43
			Relative	0	1	1	2	0	0	0	0	1	0	0	1	0	0	0	0	3
			Total	4	3	7	14	0	8	4	12	7	4	7	18	13	6	1	20	64
	Total		10	13	10	33	13	16	4	33	18	10	30	58	20	13	8	41	165	
11LB CK	CINC	Attendant Care	0	0	1	1	0	0	0	0	0	0	0	0	0	0	0	0	1	
		DCF	0	0	0	0	0	0	1	1	0	0	1	1	1	0	0	1	3	
		Detention	1	0	0	1	0	0	0	0	0	0	0	0	0	0	0	0	0	
		Emergency She	0	0	1	1	3	0	1	4	0	0	0	0	0	0	0	0	0	
		Foster Care	3	1	0	4	0	0	1	1	2	3	0	5	1	0	2	3	13	
		Friend	1	6	0	7	0	0	0	0	0	0	0	0	2	2	0	4	11	
		Group Home	0	1	1	2	2	1	0	3	0	0	0	0	0	0	1	1	6	
		Other	0	0	0	0	0	2	0	2	0	1	0	1	3	1	0	4	7	
		Parent(s)/Guarc	2	1	1	4	5	6	4	15	1	1	1	3	2	8	0	10	32	
		Relative	0	1	1	2	8	5	1	14	4	0	3	7	3	2	4	9	32	
		Shelter Facility	0	0	1	1	0	0	0	0	1	0	0	1	0	0	0	0	2	
		Total	7	10	6	23	18	14	8	40	8	5	5	18	12	13	7	32	113	
	Juvenile Offender	Detention	2	0	1	3	1	0	0	1	2	0	2	4	2	0	1	3	11	
		Emergency She	0	0	0	0	0	0	0	0	1	0	0	1	0	0	0	0	1	
		Foster Care	0	1	0	1	0	0	0	0	0	0	0	0	0	0	0	0	1	
		Group Home	3	0	0	3	2	0	0	2	0	0	0	0	0	0	0	0	5	
		Other	0	0	1	1	0	0	0	0	0	0	0	0	1	0	0	1	2	
		Parent(s)/Guarc	1	1	1	3	1	4	4	9	2	1	4	7	1	1	2	4	23	
		Relative	0	0	0	0	0	0	1	1	0	0	0	0	0	0	0	0	1	
	Total	6	2	3	11	4	4	5	13	5	1	6	12	4	1	3	8	44		
Other	Detention	0	0	0	0	0	0	0	0	0	0	0	0	1	0	0	1	1		
	Total	0	0	0	0	0	0	0	0	0	0	0	0	1	0	0	1	1		
Total		13	12	9	34	22	18	13	53	13	6	11	30	17	14	10	41	158		
12	CINC	DCF	0	0	0	0	0	0	1	1	0	0	0	0	0	0	0	1		
		Emergency She	0	0	0	0	0	0	0	0	0	0	0	0	1	1	1	3		
		Foster Care	0	0	0	0	0	0	0	0	1	0	0	1	0	1	0	1		
		Friend	0	0	0	0	0	0	1	1	0	0	0	0	1	0	0	1		
		Other	2	0	0	2	3	1	0	4	6	0	3	9	3	1	2	6		
		Parent(s)/Guarc	9	1	2	12	1	0	6	7	1	3	6	10	2	9	3	14		
		Relative	3	1	0	4	1	0	2	3	0	2	0	2	3	4	0	7		
		Shelter Facility	4	3	6	13	0	0	2	2	2	0	0	2	0	0	0	0		
		Unknown	0	0	0	0	0	0	0	0	0	0	0	0	0	1	0	1		
		Total	18	5	8	31	5	1	12	18	10	5	9	24	10	17	6	33		
	Juvenile Offender	Detention	1	1	0	2	2	1	0	3	0	2	2	4	0	1	1	2		
		Parent(s)/Guarc	3	3	3	9	8	5	4	17	6	2	4	12	4	5	1	10		

*If an intake is assigned only to the 11th district without a designation, the county value is not filled. If an intake is assigned to 'County Not Recorded', neither the judicial district field nor the county field are filled.

			1st QTR				2nd QTR				3rd QTR				4th QTR				Total
			Jul	Aug	Sep	Total	Oct	Nov	Dec	Total	Jan	Feb	Mar	Total	Apr	May	Jun	Total	
12	Juvenile Offender	Relative	0	0	0	0	1	0	0	1	0	0	0	0	0	0	0	0	1
		Shelter Facility	0	0	0	0	0	1	1	2	0	0	0	0	0	0	0	0	2
		Total	4	4	3	11	11	7	5	23	6	4	6	16	4	6	2	12	62
	Total	22	9	11	42	16	8	17	41	16	9	15	40	14	23	8	45	168	
13	CINC	Detention	1	1	0	2	0	0	0	0	2	0	0	2	0	0	0	0	4
		Emergency She	7	3	12	22	11	11	18	40	15	8	10	33	10	5	14	29	124
		Foster Care	0	0	0	0	0	0	0	0	0	0	0	0	0	0	1	1	1
		Other	0	0	0	0	2	0	0	2	0	0	1	1	0	0	0	0	3
		Parent(s)/Guarc	3	3	16	22	14	11	19	44	2	13	26	41	9	15	3	27	134
		Relative	3	1	0	4	1	0	0	1	5	0	3	8	2	1	0	3	16
		Shelter Facility	0	0	1	1	0	0	0	0	0	0	0	0	0	0	0	0	1
		Total	14	8	29	51	28	22	37	87	24	21	40	85	21	21	18	60	283
	Juvenile Offender	DCF	0	0	0	0	0	1	0	1	0	0	0	0	0	0	0	0	1
		Detention	0	3	4	7	0	3	1	4	0	2	2	4	1	3	1	5	20
		Emergency She	0	1	0	1	0	3	0	3	0	0	1	1	2	0	0	2	7
		Foster Care	0	0	0	0	0	0	1	1	0	0	0	0	0	0	1	1	2
		Other	2	1	0	3	0	1	0	1	0	0	1	1	0	0	0	0	5
		Parent(s)/Guarc	11	3	1	15	5	17	10	32	8	6	9	23	17	8	18	43	113
		Unknown	0	0	0	0	0	0	0	0	0	0	0	0	0	0	1	1	1
		Total	13	8	5	26	5	25	12	42	8	8	13	29	20	11	21	52	149
	Both	Emergency She	0	0	0	0	0	0	0	0	0	0	0	0	0	0	1	1	1
Total		0	0	0	0	0	0	0	0	0	0	0	0	0	0	1	1	1	
Total	27	16	34	77	33	47	49	129	32	29	53	114	41	32	40	113	433		
14	CINC	Detention	0	0	0	0	0	0	0	0	0	0	0	1	0	0	1	1	
		Emergency She	0	0	0	0	0	1	0	1	4	1	0	5	0	0	0	6	
		Foster Care	1	3	4	8	1	3	2	6	0	0	3	3	1	3	4	8	25
		Friend	0	0	0	0	0	0	0	0	0	0	0	0	0	0	1	1	1
		Other	0	0	0	0	1	0	0	1	0	0	0	0	0	0	0	0	1
		Parent(s)/Guarc	2	1	3	6	9	2	4	15	2	4	3	9	8	1	3	12	42
		Relative	0	10	0	10	3	0	0	3	3	1	10	14	1	2	0	3	30
		Shelter Facility	0	0	0	0	0	0	1	1	0	0	0	0	0	0	0	0	1
		Total	3	14	7	24	14	6	7	27	9	6	16	31	11	6	8	25	107
	Juvenile Offender	Attendant Care	0	0	0	0	0	0	0	0	1	0	0	1	0	0	0	0	1
		Detention	3	2	2	7	1	2	0	3	4	3	2	9	4	2	5	11	30
		Foster Care	0	0	0	0	0	0	0	0	0	0	1	1	1	0	0	1	2
		Group Home	0	0	1	1	0	0	0	0	0	0	0	0	0	0	0	0	1
		House Arrest	0	0	0	0	0	0	1	1	0	0	0	0	0	0	0	0	1
		Other	0	0	0	0	1	1	0	2	0	0	0	0	0	0	0	0	2
		Parent(s)/Guarc	5	4	3	12	11	6	5	22	4	7	7	18	9	11	19	39	91
		Relative	0	0	0	0	0	0	0	0	0	0	0	0	2	0	1	3	3
		Total	8	6	6	20	13	9	6	28	9	10	10	29	16	13	25	54	131
	Unknown	Unknown	0	0	0	0	0	0	0	0	0	0	0	0	0	6	0	6	6
Total		0	0	0	0	0	0	0	0	0	0	0	0	0	6	0	6	6	
Total	11	20	13	44	27	15	13	55	18	16	26	60	27	25	33	85	244		
15	CINC	Attendant Care	0	0	0	0	0	0	0	2	0	0	2	0	0	0	0	2	

*If an intake is assigned only to the 11th district without a designation, the county value is not filled. If an intake is assigned to 'County Not Recorded', neither the judicial district field nor the county field are filled.

			1st QTR				2nd QTR				3rd QTR				4th QTR				Total
			Jul	Aug	Sep	Total	Oct	Nov	Dec	Total	Jan	Feb	Mar	Total	Apr	May	Jun	Total	
15	CINC	Friend	0	0	0	0	0	0	4	4	0	0	0	0	0	0	0	0	4
		Other	0	0	0	0	0	0	0	0	0	0	0	0	2	0	0	2	2
		Parent(s)/Guarc	0	0	0	0	0	0	0	0	0	1	0	1	0	0	0	0	1
		Total	0	0	0	0	0	0	4	4	2	1	0	3	2	0	0	2	9
	Juvenile Offender	Detention	0	0	0	0	0	0	0	0	0	0	0	0	1	0	0	1	1
		Parent(s)/Guarc	0	0	1	1	0	0	2	2	0	1	1	2	2	1	4	7	12
		Total	0	0	1	1	0	0	2	2	0	1	1	2	3	1	4	8	13
Total		0	0	1	1	0	0	6	6	2	2	1	5	5	1	4	10	22	
15/17/23	CINC	Detention	1	0	1	2	0	0	0	0	0	0	0	0	0	0	1	1	3
		Emergency She	0	0	0	0	0	0	0	0	0	0	0	0	0	0	2	2	2
		Foster Care	0	0	1	1	0	1	0	1	1	0	0	1	0	4	0	4	7
		Friend	0	0	0	0	1	0	1	2	0	0	0	0	0	1	2	3	5
		House Arrest	0	1	0	1	0	0	1	1	0	0	0	0	0	0	0	0	2
		Other	0	0	1	1	0	0	0	0	1	0	0	1	0	1	0	1	3
		Parent(s)/Guarc	10	6	0	16	1	7	4	12	3	6	8	17	2	3	1	6	51
		Relative	0	1	4	5	0	0	2	2	1	0	2	3	3	0	0	3	13
		Shelter Facility	0	1	6	7	0	1	2	3	5	2	0	7	0	0	0	0	17
		Total	11	9	13	33	2	9	10	21	11	8	10	29	5	9	6	20	103
	Juvenile Offender	Detention	1	3	1	5	2	3	1	6	1	0	2	3	2	2	1	5	19
		Friend	0	0	0	0	0	0	1	1	0	0	0	0	0	0	0	0	1
		House Arrest	2	0	0	2	0	0	0	0	0	0	0	0	0	0	0	0	2
		Other	1	0	0	1	0	0	0	0	0	0	0	0	0	0	0	0	1
		Parent(s)/Guarc	18	12	16	46	12	16	14	42	10	8	12	30	16	27	20	63	181
		Relative	0	1	0	1	0	0	0	0	0	0	0	0	0	0	0	0	1
		Self	0	0	0	0	0	1	0	1	0	0	0	0	0	0	1	1	2
		Shelter Facility	0	0	1	1	0	0	0	0	0	0	1	1	0	0	0	0	2
		Total	22	16	18	56	14	20	16	50	11	8	15	34	18	29	22	69	209
	Both	Emergency She	0	0	0	0	0	0	0	0	0	0	0	0	0	1	0	1	1
		Parent(s)/Guarc	0	0	0	0	0	0	0	0	0	0	0	0	0	1	0	1	1
		Total	0	0	0	0	0	0	0	0	0	0	0	0	0	2	0	2	2
	Unknown	Parent(s)/Guarc	0	0	0	0	0	0	0	0	0	0	0	0	1	0	0	1	1
Total		0	0	0	0	0	0	0	0	0	0	0	0	1	0	0	1	1	
Total		33	25	31	89	16	29	26	71	22	16	25	63	24	40	28	92	315	
16	CINC	DCF	0	0	0	0	0	0	0	0	0	0	0	3	0	0	3	3	
		Detention	0	0	1	1	0	0	0	0	0	0	0	0	0	0	0	0	1
		Emergency She	0	0	0	0	1	0	0	1	0	0	0	0	0	2	0	2	3
		Foster Care	0	0	1	1	0	1	1	2	5	1	2	8	1	0	3	4	15
		Friend	0	3	0	3	0	0	0	0	1	0	0	1	0	0	0	0	4
		Other	0	1	0	1	1	1	0	2	2	0	2	4	1	0	0	1	8
		Parent(s)/Guarc	2	11	10	23	11	7	0	18	3	3	6	12	6	2	2	10	63
		Relative	0	4	5	9	4	4	3	11	0	3	6	9	2	2	0	4	33
		Total	2	19	17	38	17	13	4	34	11	7	16	34	13	6	5	24	130
	Juvenile Offender	Attendant Care	0	0	0	0	0	0	0	0	0	0	0	0	0	0	1	1	1
		Detention	2	2	3	7	5	4	0	9	4	6	9	19	2	4	1	7	42
		House Arrest	0	0	0	0	0	0	0	0	0	0	0	0	0	0	1	1	1

*If an intake is assigned only to the 11th district without a designation, the county value is not filled. If an intake is assigned to 'County Not Recorded', neither the judicial district field nor the county field are filled.

			1st QTR				2nd QTR				3rd QTR				4th QTR				Total	
			Jul	Aug	Sep	Total	Oct	Nov	Dec	Total	Jan	Feb	Mar	Total	Apr	May	Jun	Total		
16	Juvenile Offender	Parent(s)/Guarc	5	15	10	30	12	12	6	30	6	11	3	20	9	5	10	24	104	
		Relative	0	0	0	0	0	0	0	0	0	0	0	0	2	0	0	2	2	
		Shelter Facility	1	0	0	1	0	0	0	0	0	0	0	0	0	0	0	0	0	1
		Total	8	17	13	38	17	16	6	39	10	17	12	39	13	9	13	35	151	
	Unknown	Parent(s)/Guarc	0	0	0	0	0	0	0	0	0	0	0	0	1	0	0	1	1	
		Total	0	0	0	0	0	0	0	0	0	0	0	0	1	0	0	1	1	
Total			10	36	30	76	34	29	10	73	21	24	28	73	27	15	18	60	282	
18	CINC	DCF	1	1	1	3	5	1	1	7	1	0	0	1	0	0	0	0	11	
		Detention	3	3	0	6	2	0	1	3	5	1	2	8	2	0	2	4	21	
		Emergency She	0	0	1	1	0	0	0	0	0	0	0	0	1	0	0	1	2	
		Foster Care	9	2	11	22	3	8	6	17	5	2	0	7	0	0	0	0	46	
		Friend	0	0	0	0	0	0	1	1	0	0	0	0	0	0	0	0	1	
		Group Home	1	0	0	1	0	0	0	0	0	0	0	0	0	0	0	0	1	
		Other	1	0	1	2	0	0	0	0	0	0	0	0	0	0	0	0	2	
		Parent(s)/Guarc	0	2	5	7	5	5	2	12	0	3	1	4	0	0	0	0	23	
		Relative	0	0	0	0	0	1	0	1	0	1	0	1	0	0	0	0	2	
		Shelter Facility	2	1	1	4	0	0	0	0	0	0	0	0	1	0	0	1	5	
		Total	17	9	20	46	15	15	11	41	11	7	3	21	4	0	2	6	114	
	Juvenile Offender	DCF	3	2	0	5	0	0	1	1	0	0	1	1	2	2	2	6	13	
		Detention	26	41	28	95	15	26	31	72	25	41	33	99	22	23	32	77	343	
		Emergency She	1	0	1	2	1	1	0	2	0	0	0	0	0	0	4	4	8	
		Foster Care	2	5	4	11	4	2	6	12	5	1	6	12	6	5	6	17	52	
		Friend	0	0	0	0	0	0	0	0	0	1	0	1	0	0	0	0	1	
		Group Home	2	8	2	12	1	4	1	6	1	0	0	1	4	2	1	7	26	
		Other	1	1	1	3	1	1	0	2	0	0	1	1	1	1	1	3	9	
		Parent(s)/Guarc	29	43	42	114	36	42	43	121	26	29	32	87	43	52	36	131	453	
		Relative	2	2	6	10	5	1	3	9	2	4	1	7	2	0	1	3	29	
		Self	1	4	2	7	1	2	2	5	0	0	2	2	1	0	1	2	16	
		Shelter Facility	3	2	2	7	1	0	0	1	0	0	1	1	1	0	0	1	10	
		Unknown	0	0	0	0	0	0	0	0	0	0	0	0	1	1	1	3	3	
		Total	70	108	88	266	65	79	87	231	59	76	77	212	83	86	85	254	963	
	Both	Detention	0	0	0	0	0	0	0	0	0	0	0	0	0	0	1	1	1	
		Total	0	0	0	0	0	0	0	0	0	0	0	0	0	0	1	1	1	
	Unknown	Parent(s)/Guarc	0	0	0	0	0	0	0	0	0	0	0	0	1	1	0	2	2	
		Total	0	0	0	0	0	0	0	0	0	0	0	0	1	1	0	2	2	
	Total			87	117	108	312	80	94	98	272	70	83	80	233	88	87	88	263	1,080
	19	CINC	Emergency She	1	0	0	1	0	1	0	1	2	0	1	3	0	0	2	2	7
			Foster Care	0	3	4	7	0	2	0	2	1	1	1	3	0	0	1	1	13
			Other	0	1	1	2	0	0	0	0	0	0	1	1	2	0	0	2	5
Parent(s)/Guarc			2	1	0	3	0	3	0	3	0	0	4	4	1	1	0	2	12	
Relative			2	2	0	4	2	0	0	2	1	6	0	7	1	0	0	1	14	
Shelter Facility			0	0	0	0	0	0	0	0	0	0	1	1	0	0	0	0	1	
Total			5	7	5	17	2	6	0	8	4	7	8	19	4	1	3	8	52	
Juvenile Offender		Detention	1	1	1	3	1	2	0	3	4	0	1	5	1	3	2	6	17	
		Foster Care	2	0	1	3	0	0	0	0	2	0	1	3	0	0	0	0	6	

*If an intake is assigned only to the 11th district without a designation, the county value is not filled. If an intake is assigned to 'County Not Recorded', neither the judicial district field nor the county field are filled.

			1st QTR				2nd QTR				3rd QTR				4th QTR				Total	
			Jul	Aug	Sep	Total	Oct	Nov	Dec	Total	Jan	Feb	Mar	Total	Apr	May	Jun	Total		
19	Juvenile Offender	Friend	0	0	0	0	0	0	1	1	0	0	0	0	0	0	0	0	1	
		Other	1	0	1	2	1	0	0	1	0	1	1	2	0	0	0	0	5	
		Parent(s)/Guarc	10	11	4	25	13	6	8	27	9	7	9	25	10	13	9	32	109	
		Relative	1	0	0	1	1	0	0	1	0	0	0	0	0	0	0	0	2	
		Unknown	0	0	0	0	0	0	0	0	0	0	0	0	1	0	1	2	2	
		Total	15	12	7	34	16	8	9	33	15	8	12	35	12	16	12	40	142	
	Both	Parent(s)/Guarc	0	0	0	0	0	0	0	0	0	0	0	0	0	1	0	1	1	
		Total	0	0	0	0	0	0	0	0	0	0	0	0	0	1	0	1	1	
	Other	Parent(s)/Guarc	0	0	0	0	0	0	0	0	0	0	0	0	1	0	0	1	1	
		Total	0	0	0	0	0	0	0	0	0	0	0	0	1	0	0	1	1	
	Unknown	Unknown	0	0	0	0	0	0	0	0	0	0	0	0	0	0	1	1	1	
		Total	0	0	0	0	0	0	0	0	0	0	0	0	0	0	1	1	1	
	Total			20	19	12	51	18	14	9	41	19	15	20	54	17	18	16	51	197
	20	CINC	Attendant Care	0	0	0	0	0	0	1	1	0	0	1	1	0	0	0	0	2
			DCF	0	0	0	0	0	2	0	2	1	0	0	1	0	0	1	1	4
Detention			1	1	0	2	1	0	1	2	1	0	0	1	0	0	0	0	5	
Emergency She			0	1	0	1	3	0	2	5	1	1	0	2	2	3	0	5	13	
Foster Care			1	3	2	6	2	1	0	3	3	2	1	6	3	2	0	5	20	
Friend			0	0	0	0	2	0	1	3	0	1	1	2	0	0	0	0	5	
Group Home			0	0	3	3	1	6	0	7	1	1	0	2	3	0	4	7	19	
Other			2	1	2	5	3	2	8	13	2	3	8	13	5	3	1	9	40	
Parent(s)/Guarc			4	3	7	14	5	13	18	36	26	14	18	58	11	10	2	23	131	
Relative			0	5	1	6	2	3	1	6	1	1	8	10	6	0	9	15	37	
Self			0	0	0	0	1	0	0	1	2	0	0	2	1	0	0	1	4	
Shelter Facility			0	2	1	3	1	1	2	4	2	0	1	3	0	0	0	0	10	
Unknown			0	0	0	0	0	0	0	0	0	0	0	0	1	1	3	5	5	
Total			8	16	16	40	21	28	34	83	40	23	38	101	32	19	20	71	295	
Juvenile Offender		DCF	0	0	1	1	0	0	0	0	0	0	0	0	0	0	0	0	1	
		Detention	6	0	2	8	0	0	3	3	2	1	3	6	0	0	2	2	19	
		Emergency She	0	0	1	1	0	0	0	0	0	0	0	0	0	0	0	0	1	
		Foster Care	0	0	1	1	1	0	0	1	0	0	0	0	0	0	0	0	2	
		Group Home	0	0	0	0	0	0	1	1	2	1	0	3	0	4	6	10	14	
		Other	1	1	0	2	1	0	0	1	1	1	1	3	0	0	0	0	6	
		Parent(s)/Guarc	10	6	9	25	4	6	11	21	4	10	16	30	13	18	3	34	110	
		Self	0	0	0	0	0	0	2	2	0	0	0	0	0	0	1	1	3	
		Shelter Facility	0	0	0	0	1	0	1	2	0	0	4	4	0	0	0	0	6	
	Unknown	0	0	0	0	0	0	0	0	0	0	0	0	0	3	1	4	4		
Total	17	7	14	38	7	6	18	31	9	13	24	46	13	25	13	51	166			
Both	Foster Care	0	0	0	0	0	0	0	0	0	0	0	0	0	1	0	1	1		
	Parent(s)/Guarc	0	0	0	0	0	0	0	0	0	0	0	0	0	0	3	3	3		
	Relative	0	0	0	0	0	0	0	0	0	0	0	0	0	0	1	1	1		
	Total	0	0	0	0	0	0	0	0	0	0	0	0	0	1	4	5	5		
Other	Detention	0	0	0	0	0	0	0	0	0	0	0	0	0	1	1	2	2		
	Parent(s)/Guarc	0	0	0	0	0	0	0	0	0	0	0	0	0	3	1	4	4		
	Unknown	0	0	0	0	0	0	0	0	0	0	0	0	1	0	1	1			

*If an intake is assigned only to the 11th district without a designation, the county value is not filled. If an intake is assigned to 'County Not Recorded', neither the judicial district field nor the county field are filled.

			1st QTR				2nd QTR				3rd QTR				4th QTR				Total	
			Jul	Aug	Sep	Total	Oct	Nov	Dec	Total	Jan	Feb	Mar	Total	Apr	May	Jun	Total		
20	Other	Total	0	0	0	0	0	0	0	0	0	0	0	0	0	5	2	7	7	
	Unknown	Foster Care	0	0	0	0	0	0	0	0	0	0	0	0	1	0	0	1	1	
		Total	0	0	0	0	0	0	0	0	0	0	0	0	1	0	0	1	1	
	Total			25	23	30	78	28	34	52	114	49	36	62	147	46	50	39	135	474
21	CINC	Emergency She	1	0	0	1	0	1	0	1	0	1	0	1	0	0	0	0	0	3
		Foster Care	0	1	0	1	0	0	0	0	2	0	0	2	0	0	0	0	0	3
		Friend	0	1	1	2	0	1	0	1	0	0	0	0	1	1	0	2	5	
		Group Home	1	2	0	3	2	2	0	4	0	0	1	1	0	2	0	2	10	
		Other	1	0	0	1	2	1	0	3	4	1	2	7	0	1	4	5	16	
		Parent(s)/Guarc	3	2	7	12	2	4	4	10	1	3	6	10	1	2	1	4	36	
		Relative	4	0	0	4	2	1	3	6	7	0	0	7	0	2	2	4	21	
		Shelter Facility	0	0	0	0	0	0	0	0	0	0	0	0	1	0	0	1	1	
		Unknown	0	0	0	0	0	0	0	0	0	0	0	0	0	4	2	6	6	
		Total		10	6	8	24	8	10	7	25	14	5	9	28	3	12	9	24	101
	Juvenile Offender	Detention	0	0	0	0	0	1	1	2	1	0	0	1	3	0	0	3	6	
		Foster Care	0	0	0	0	0	0	0	0	0	0	0	0	1	0	0	1	1	
		Friend	0	0	0	0	0	0	0	0	1	0	0	1	0	0	0	0	1	
		Group Home	0	0	1	1	0	0	1	1	0	1	0	1	1	0	0	1	4	
		Other	0	0	0	0	0	0	0	0	1	0	0	1	0	0	0	0	1	
		Parent(s)/Guarc	4	8	6	18	1	8	5	14	4	8	5	17	5	10	0	15	64	
		Relative	0	0	0	0	0	0	0	0	0	1	0	1	0	0	1	1	2	
		Unknown	0	0	0	0	0	0	0	0	0	0	0	0	1	0	0	1	1	
		Total		4	8	7	19	1	9	7	17	7	10	5	22	11	10	1	22	80
	Total			14	14	15	43	9	19	14	42	21	15	14	50	14	22	10	46	181
22	CINC	DCF	0	0	2	2	0	0	0	0	0	0	0	0	1	1	2	4	6	
		Emergency She	0	1	0	1	0	0	0	0	0	0	0	0	0	0	0	0	0	1
		Foster Care	0	0	1	1	1	0	1	2	0	0	0	0	0	0	0	0	0	3
		Friend	0	0	2	2	0	0	0	0	0	0	1	1	0	4	0	4	7	
		House Arrest	0	0	0	0	0	0	1	1	0	0	0	0	0	0	0	0	0	1
		Other	2	1	4	7	2	1	1	4	6	4	0	10	0	0	0	0	0	21
		Parent(s)/Guarc	0	4	9	13	19	18	11	48	2	5	3	10	1	4	0	5	76	
		Relative	3	6	2	11	1	1	2	4	0	0	3	3	6	0	4	10	28	
		Total		5	12	20	37	23	20	16	59	8	9	7	24	8	9	6	23	143
		Juvenile Offender	Detention	0	0	0	0	0	0	1	1	0	0	1	1	0	0	0	0	2
	Foster Care		0	0	0	0	0	0	0	0	0	0	1	1	1	0	0	1	2	
	Other		0	1	0	1	0	0	1	1	0	0	0	0	0	0	0	0	2	
	Parent(s)/Guarc		1	4	8	13	12	5	9	26	5	6	8	19	3	1	0	4	62	
	Relative		0	2	0	2	1	0	1	2	0	0	0	0	1	0	0	1	5	
	Total			1	7	8	16	13	5	12	30	5	6	10	21	5	1	0	6	73
	Both	Detention	0	0	0	0	0	0	0	0	0	0	0	0	0	0	1	1	1	
		Foster Care	0	0	0	0	0	0	0	0	0	0	0	0	0	0	3	3	3	
		Parent(s)/Guarc	0	0	0	0	0	0	0	0	0	0	0	0	4	4	7	15	15	
		Relative	0	0	0	0	0	0	0	0	0	0	0	0	1	1	0	2	2	
		Total		0	0	0	0	0	0	0	0	0	0	0	5	5	11	21	21	
Total			6	19	28	53	36	25	28	89	13	15	17	45	18	15	17	50	237	

*If an intake is assigned only to the 11th district without a designation, the county value is not filled. If an intake is assigned to 'County Not Recorded', neither the judicial district field nor the county field are filled.

			1st QTR				2nd QTR				3rd QTR				4th QTR				Total
			Jul	Aug	Sep	Total	Oct	Nov	Dec	Total	Jan	Feb	Mar	Total	Apr	May	Jun	Total	
24	CINC	Emergency She	0	2	0	2	0	0	0	0	1	0	0	1	0	0	0	0	3
		Friend	0	0	0	0	0	0	2	2	0	0	0	0	0	0	0	0	2
		Other	0	0	0	0	0	0	0	0	0	0	0	0	1	0	0	1	1
		Parent(s)/Guarc	0	1	1	2	0	0	3	3	0	2	4	6	1	1	0	2	13
		Relative	0	2	1	3	0	2	0	2	1	3	0	4	2	0	0	2	11
		Shelter Facility	0	0	0	0	0	0	0	0	0	1	0	1	1	0	0	1	2
		Total	0	5	2	7	0	2	5	7	2	6	4	12	5	1	0	6	32
	Juvenile Offender	Detention	0	0	0	0	1	1	1	3	0	0	0	0	0	0	0	0	3
		Emergency She	0	0	0	0	1	0	0	1	0	0	0	0	0	0	0	0	1
		Other	0	0	0	0	0	0	0	0	0	0	0	0	0	1	0	1	1
		Parent(s)/Guarc	3	6	4	13	1	1	0	2	1	2	0	3	1	0	1	2	20
		Relative	0	0	0	0	1	0	0	1	0	0	0	0	0	1	0	1	2
		Total	3	6	4	13	4	2	1	7	1	2	0	3	1	2	1	4	27
	Total			3	11	6	20	4	4	6	14	3	8	4	15	6	3	1	10
25	CINC	Parent(s)/Guarc	1	1	0	2	0	3	1	4	0	1	0	1	0	0	0	0	7
		Total	1	1	0	2	0	3	1	4	0	1	0	1	0	0	0	0	7
	Juvenile Offender	DCF	0	0	0	0	0	0	0	0	0	0	0	0	0	1	0	1	1
		Detention	3	0	6	9	4	0	0	4	0	1	1	2	2	2	2	6	21
		Parent(s)/Guarc	3	9	4	16	10	9	6	25	3	11	10	24	14	12	11	37	102
		Total	6	9	10	25	14	9	6	29	3	12	11	26	16	15	13	44	124
	Both	Parent(s)/Guarc	0	0	0	0	0	0	0	0	0	0	0	0	1	0	0	1	1
		Total	0	0	0	0	0	0	0	0	0	0	0	0	1	0	0	1	1
	Total			7	10	10	27	14	12	7	33	3	13	11	27	17	15	13	45
26	CINC	Parent(s)/Guarc	0	0	0	0	1	0	0	1	2	1	1	4	0	0	0	0	5
		Total	0	0	0	0	1	0	0	1	2	1	1	4	0	0	0	0	5
	Juvenile Offender	Detention	3	1	0	4	1	0	3	4	1	6	1	8	1	2	1	4	20
		Friend	0	0	0	0	0	0	0	0	0	0	1	1	0	0	0	0	1
		Parent(s)/Guarc	1	3	3	7	4	3	2	9	10	7	8	25	11	7	6	24	65
		Total	4	4	3	11	5	3	5	13	11	13	10	34	12	9	7	28	86
	Both	Parent(s)/Guarc	0	0	0	0	0	0	0	0	0	0	0	0	0	1	0	1	1
		Total	0	0	0	0	0	0	0	0	0	0	0	0	0	1	0	1	1
	Total			4	4	3	11	6	3	5	14	13	14	11	38	12	10	7	29
27	CINC	DCF	0	1	0	1	0	0	0	0	1	0	0	1	1	0	3	4	6
		Detention	0	0	0	0	1	0	0	1	0	0	0	0	0	1	0	1	2
		Emergency She	0	0	0	0	0	0	0	0	0	0	0	0	2	14	11	27	27
		Foster Care	0	2	0	2	2	2	0	4	0	2	0	2	1	2	1	4	12
		Friend	0	0	0	0	0	0	0	0	0	0	0	0	0	1	2	3	3
		Group Home	0	0	0	0	0	0	0	0	0	0	0	0	1	4	0	5	5
		Other	0	2	3	5	3	0	1	4	1	2	1	4	1	2	3	6	19
		Parent(s)/Guarc	11	13	11	35	13	5	4	22	7	3	3	13	9	8	5	22	92
		Relative	3	3	4	10	1	0	3	4	2	3	1	6	4	9	5	18	38
		Shelter Facility	4	16	12	32	12	1	4	17	12	38	9	59	6	0	0	6	114
		Total	18	37	30	85	32	8	12	52	23	48	14	85	25	41	30	96	318
	Juvenile Offender	DCF	0	0	0	0	0	0	0	0	0	0	0	0	0	0	1	1	1
		Detention	6	1	5	12	2	1	2	5	2	2	4	8	6	2	7	15	40

*If an intake is assigned only to the 11th district without a designation, the county value is not filled. If an intake is assigned to 'County Not Recorded', neither the judicial district field nor the county field are filled.

			1st QTR				2nd QTR				3rd QTR				4th QTR				Total
			Jul	Aug	Sep	Total	Oct	Nov	Dec	Total	Jan	Feb	Mar	Total	Apr	May	Jun	Total	
27	Juvenile Offender	Emergency She	0	0	0	0	0	0	0	0	0	0	0	0	0	2	0	2	2
		Foster Care	0	0	0	0	0	0	0	0	0	1	0	1	1	0	0	1	2
		Friend	0	0	0	0	0	0	0	0	0	0	0	0	1	0	0	1	1
		Group Home	0	0	0	0	0	0	0	0	0	0	0	0	0	1	0	1	1
		Other	0	0	0	0	0	0	0	0	2	1	1	4	0	0	0	0	4
		Parent(s)/Guarc	3	14	13	30	11	7	6	24	11	5	18	34	6	18	7	31	119
		Relative	0	0	0	0	0	0	0	0	0	0	0	0	0	0	2	2	2
		Shelter Facility	4	1	3	8	0	1	0	1	0	1	1	2	0	0	0	0	11
		Total	13	16	21	50	13	9	8	30	15	10	24	49	14	23	17	54	183
	Both	Detention	0	0	0	0	0	0	0	0	0	0	0	0	5	0	0	5	5
		Unknown	0	0	0	0	0	0	0	0	0	0	0	0	1	0	0	1	1
		Total	0	0	0	0	0	0	0	0	0	0	0	0	6	0	0	6	6
	Total			31	53	51	135	45	17	20	82	38	58	38	134	45	64	47	156
28	CINC	DCF	0	0	0	0	4	0	0	4	0	0	0	0	0	0	0	0	4
		Detention	1	0	1	2	0	0	0	0	0	0	0	0	0	0	0	0	2
		Emergency She	0	0	0	0	0	0	0	0	0	0	0	0	0	0	1	1	1
		Foster Care	0	0	0	0	0	1	1	2	0	0	0	0	0	0	0	0	2
		Friend	0	0	0	0	0	2	1	3	0	0	0	0	0	0	0	0	3
		Group Home	0	0	0	0	0	0	0	0	0	0	1	1	0	0	0	0	1
		Other	0	0	0	0	0	0	1	1	0	0	0	0	0	0	0	0	1
		Parent(s)/Guarc	0	2	0	2	3	2	4	9	7	1	3	11	1	0	1	2	24
		Relative	1	3	0	4	1	0	0	1	3	0	0	3	0	0	3	3	11
		Total	2	5	1	8	8	5	7	20	10	1	4	15	1	0	5	6	49
	Juvenile Offender	Attendant Care	0	0	0	0	0	0	0	0	1	0	0	1	0	0	0	0	1
		Detention	1	2	1	4	1	2	3	6	3	2	3	8	1	2	2	5	23
		Foster Care	1	0	0	1	0	1	0	1	0	0	0	0	0	0	0	0	2
		Friend	1	0	0	1	1	0	0	1	1	0	0	1	0	0	0	0	3
		Group Home	0	0	1	1	0	0	0	0	5	4	7	16	0	2	1	3	20
		Other	1	0	0	1	0	0	0	0	0	0	0	0	0	0	0	0	1
		Parent(s)/Guarc	10	6	5	21	5	13	9	27	13	21	20	54	10	27	23	60	162
		Unknown	0	0	0	0	0	0	0	0	0	0	0	0	0	1	1	2	2
		Total	14	8	7	29	7	16	12	35	23	27	30	80	11	32	27	70	214
	Other	Parent(s)/Guarc	0	0	0	0	0	0	0	0	0	0	0	0	0	0	1	1	1
		Total	0	0	0	0	0	0	0	0	0	0	0	0	0	0	1	1	1
	Unknown	Detention	0	0	0	0	0	0	0	0	0	0	0	0	1	1	0	2	2
		Foster Care	0	0	0	0	0	0	0	0	0	0	0	0	1	0	0	1	1
		Group Home	0	0	0	0	0	0	0	0	0	0	0	0	1	2	0	3	3
		Parent(s)/Guarc	0	0	0	0	0	0	0	0	0	0	0	0	2	3	0	5	5
		Total	0	0	0	0	0	0	0	0	0	0	0	0	5	6	0	11	11
	Total			16	13	8	37	15	21	19	55	33	28	34	95	17	38	33	88
29	CINC	DCF	0	2	1	3	0	1	0	1	1	0	1	2	0	0	0	0	6
		Detention	3	1	2	6	2	3	1	6	0	1	2	3	2	1	1	4	19
		Emergency She	3	6	15	24	8	9	8	25	8	7	11	26	13	11	14	38	113
		Foster Care	1	4	2	7	0	3	1	4	0	0	0	0	2	2	3	7	18
		Group Home	2	0	1	3	0	1	2	3	0	0	0	0	0	0	0	0	6

*If an intake is assigned only to the 11th district without a designation, the county value is not filled. If an intake is assigned to 'County Not Recorded', neither the judicial district field nor the county field are filled.

		1st QTR				2nd QTR				3rd QTR				4th QTR				Total	
		Jul	Aug	Sep	Total	Oct	Nov	Dec	Total	Jan	Feb	Mar	Total	Apr	May	Jun	Total		
29	CINC	Other	0	1	0	1	0	0	1	1	0	0	1	1	0	1	0	1	4
		Parent(s)/Guarc	14	6	10	30	17	8	13	38	13	7	12	32	12	16	11	39	139
		Relative	0	0	2	2	0	0	0	0	0	2	0	2	1	0	0	1	5
		Unknown	0	0	0	0	0	0	0	0	0	0	0	0	1	1	0	2	2
		Total	23	20	33	76	27	25	26	78	22	17	27	66	31	32	29	92	312
	Juvenile Offender	DCF	0	1	0	1	1	0	0	1	0	0	0	0	0	0	0	0	2
		Detention	5	17	14	36	16	6	8	30	15	5	8	28	11	15	14	40	134
		Emergency She	0	0	0	0	1	0	0	1	1	0	0	1	0	0	0	0	2
		Foster Care	0	0	0	0	1	0	0	1	0	0	0	0	1	1	0	2	3
		Group Home	1	0	0	1	0	0	0	0	0	0	2	2	1	0	0	1	4
		Other	0	0	0	0	0	0	1	1	1	0	0	1	0	0	0	0	2
		Parent(s)/Guarc	5	4	7	16	6	6	10	22	3	8	10	21	11	12	14	37	96
		Relative	0	1	1	2	0	0	0	0	1	0	0	1	0	1	0	1	4
		Unknown	0	0	0	0	0	0	0	0	0	0	0	0	0	0	1	1	1
		Total	11	23	22	56	25	12	19	56	21	13	20	54	24	29	29	82	248
	Both	Emergency She	0	0	0	0	0	0	0	0	0	0	0	0	1	0	1	2	2
		Total	0	0	0	0	0	0	0	0	0	0	0	0	1	0	1	2	2
	Other	Emergency She	0	0	0	0	0	0	0	0	0	0	0	0	1	0	0	1	1
		Total	0	0	0	0	0	0	0	0	0	0	0	0	1	0	0	1	1
	Total		34	43	55	132	52	37	45	134	43	30	47	120	57	61	59	177	563
30	CINC	Detention	1	0	0	1	0	0	0	0	0	0	0	0	0	0	0	0	1
		Emergency She	0	0	1	1	2	0	0	2	4	3	7	14	0	3	1	4	21
		Foster Care	1	0	1	2	1	0	0	1	0	0	0	0	0	0	0	0	3
		Friend	0	0	2	2	1	0	1	2	0	0	1	1	0	3	2	5	10
		Group Home	0	0	0	0	0	1	0	1	0	0	0	0	2	1	0	3	4
		Other	3	0	1	4	4	0	0	4	1	0	0	1	0	0	0	0	9
		Parent(s)/Guarc	0	3	0	3	6	3	3	12	3	2	2	7	2	0	0	2	24
		Relative	2	2	3	7	5	3	3	11	2	0	4	6	4	3	2	9	33
		Shelter Facility	0	0	1	1	4	1	0	5	0	0	0	0	1	0	0	1	7
		Total	7	5	9	21	23	8	7	38	10	5	14	29	9	10	5	24	112
	Juvenile Offender	Detention	1	2	4	7	4	0	1	5	3	2	4	9	7	3	2	12	33
		Emergency She	0	0	0	0	0	0	0	0	0	3	0	3	0	0	4	4	7
		Foster Care	0	0	0	0	0	0	0	0	0	1	0	1	2	0	0	2	3
		Friend	0	1	0	1	0	1	0	1	0	0	0	0	0	0	0	0	2
		Group Home	0	2	15	17	5	0	1	6	1	0	5	6	4	2	0	6	35
		Other	0	0	0	0	0	0	0	0	1	0	0	1	0	0	0	0	1
		Parent(s)/Guarc	2	4	10	16	7	5	2	14	3	2	6	11	4	6	8	18	59
		Shelter Facility	0	0	1	1	1	0	0	1	0	3	0	3	0	0	0	0	5
		Unknown	0	0	0	0	0	0	0	0	0	0	0	0	2	1	1	4	4
		Total	3	9	30	42	17	6	4	27	8	11	15	34	19	12	15	46	149
Both	Other	0	0	0	0	0	0	0	0	0	0	0	0	1	0	0	1	1	
	Total	0	0	0	0	0	0	0	0	0	0	0	0	1	0	0	1	1	
Other	Detention	0	0	0	0	0	0	0	0	0	0	0	0	0	1	1	2	2	
	Total	0	0	0	0	0	0	0	0	0	0	0	0	0	1	1	2	2	
Total		10	14	39	63	40	14	11	65	18	16	29	63	29	23	21	73	264	

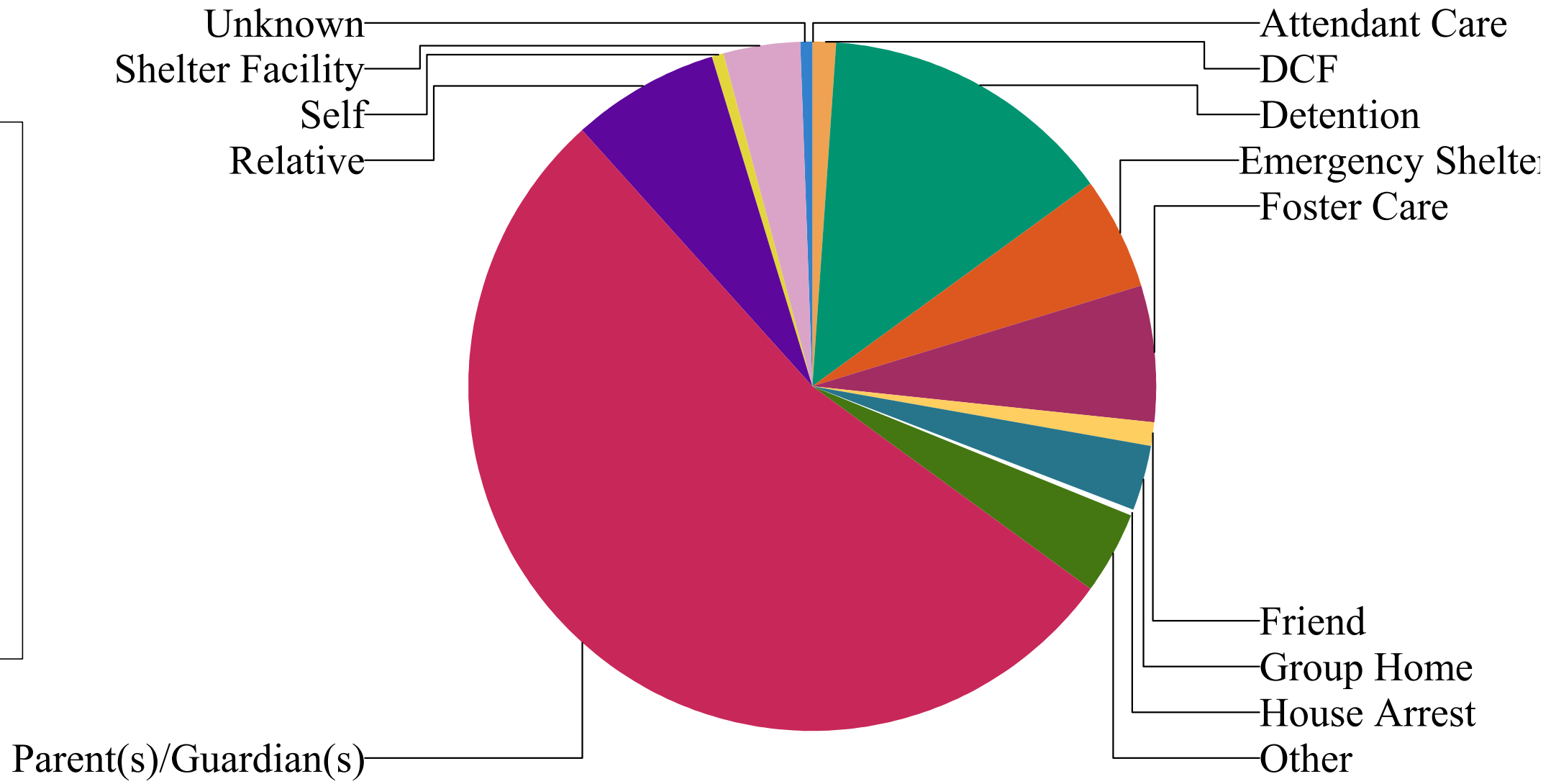
*If an intake is assigned only to the 11th district without a designation, the county value is not filled. If an intake is assigned to 'County Not Recorded', neither the judicial district field nor the county field are filled.

		1st QTR				2nd QTR				3rd QTR				4th QTR				Total	
		Jul	Aug	Sep	Total	Oct	Nov	Dec	Total	Jan	Feb	Mar	Total	Apr	May	Jun	Total		
31	CINC	Detention	0	1	0	1	0	0	1	1	0	0	0	0	0	0	0	0	2
		Emergency She	0	0	0	0	3	0	0	3	1	0	0	1	1	0	0	1	5
		Foster Care	1	1	1	3	0	0	0	0	0	3	0	3	0	0	2	2	8
		Friend	0	0	1	1	0	0	5	5	1	0	0	1	0	1	0	1	8
		Group Home	0	1	0	1	1	1	0	2	0	1	0	1	1	0	1	2	6
		Other	0	0	0	0	0	1	1	2	0	0	0	0	1	0	0	1	3
		Parent(s)/Guarc	0	3	4	7	0	0	3	3	3	2	2	7	0	0	0	0	17
		Relative	1	4	2	7	7	5	3	15	2	1	2	5	6	2	3	11	38
		Shelter Facility	0	0	0	0	0	0	0	0	0	0	0	0	2	0	0	2	2
		Unknown	0	0	0	0	0	0	0	0	0	0	0	0	1	0	0	1	1
	Total	2	10	8	20	11	7	13	31	7	7	4	18	12	3	6	21	90	
	Juvenile Offender	Detention	1	0	2	3	0	1	1	2	2	0	2	4	3	3	0	6	15
		Foster Care	0	1	1	2	0	0	0	0	0	0	0	0	1	1	0	2	4
		Friend	0	0	0	0	0	0	0	0	0	1	0	1	0	1	0	1	2
		Group Home	0	0	1	1	0	0	0	0	0	0	0	0	0	0	0	0	1
		Parent(s)/Guarc	0	1	1	2	1	1	3	5	2	3	2	7	1	5	0	6	20
		Relative	1	0	0	1	0	0	0	0	0	1	1	2	0	0	0	0	3
		Unknown	0	0	0	0	0	0	0	0	0	0	0	0	0	1	0	1	1
	Total	2	2	5	9	1	2	4	7	4	5	5	14	5	11	0	16	46	
	Both	Parent(s)/Guarc	0	0	0	0	0	0	0	0	0	0	0	0	0	1	0	1	1
		Total	0	0	0	0	0	0	0	0	0	0	0	0	0	1	0	1	1
Total		4	12	13	29	12	9	17	38	11	12	9	32	17	15	6	38	137	
Total		637	783	815	2,235	876	742	737	2,355	728	726	883	2,337	923	956	829	2,708	9,635	

*If an intake is assigned only to the 11th district without a designation, the county value is not filled. If an intake is assigned to 'County Not Recorded', neither the judicial district field nor the county field are filled.

Intakes by Placement Outcomes

Attendant Care	0.1%
DCF	1.1%
Detention	13.9%
Emergency Shelter	5.2%
Foster Care	6.3%
Friend	1.2%
Group Home	3.1%
House Arrest	0.1%
Other	4.0%
Parent(s)/Guardian(s)	53.2%
Relative	7.2%
Self	0.4%
Shelter Facility	3.5%
Unknown	0.7%
Total:	100.0%



*If an intake is assigned only to the 11th district without a designation, the county value is not filled. If an intake is assigned to 'County Not Recorded', neither the judicial district field nor the county field are filled.

In Home and Out of Home





Last Full Month

Unknown
20

Out of Home
308

Other
28

In Home
473

 In Home	57.1%
 Other	3.4%
 Out of Home	37.2%
 Unknown	2.4%
<hr/>	
Total:	100.0%

*If an intake is assigned only to the 11th district without a designation, the county value is not filled. If an intake is assigned to 'County Not Recorded', neither the judicial district field nor the county field are filled.