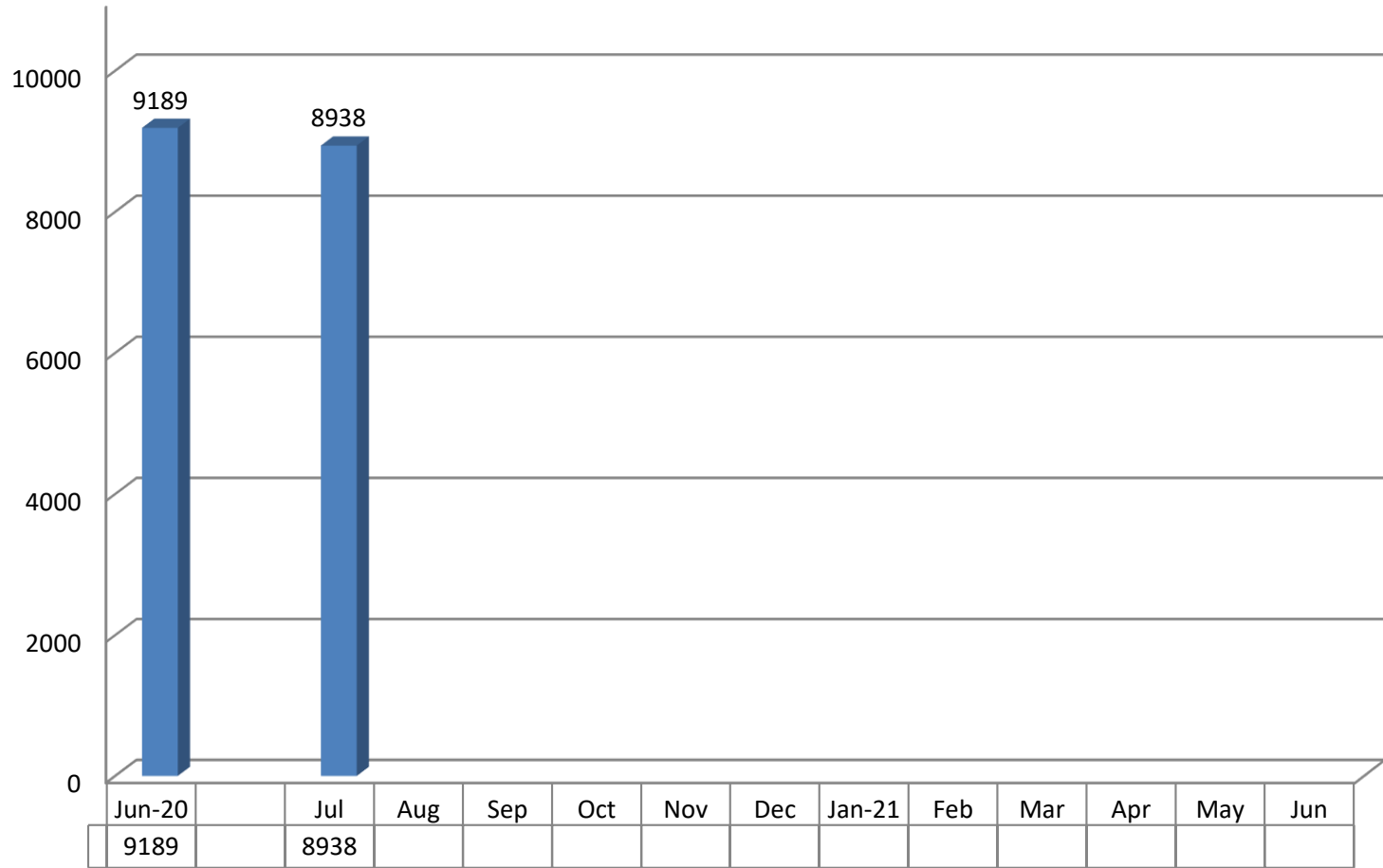


**Kansas Department of Corrections**  
**Graphic Highlights -- Monthly Offender Population Report: (July 2020)**  
**End-of-Month Inmate Population: FY 2021 To-Date**



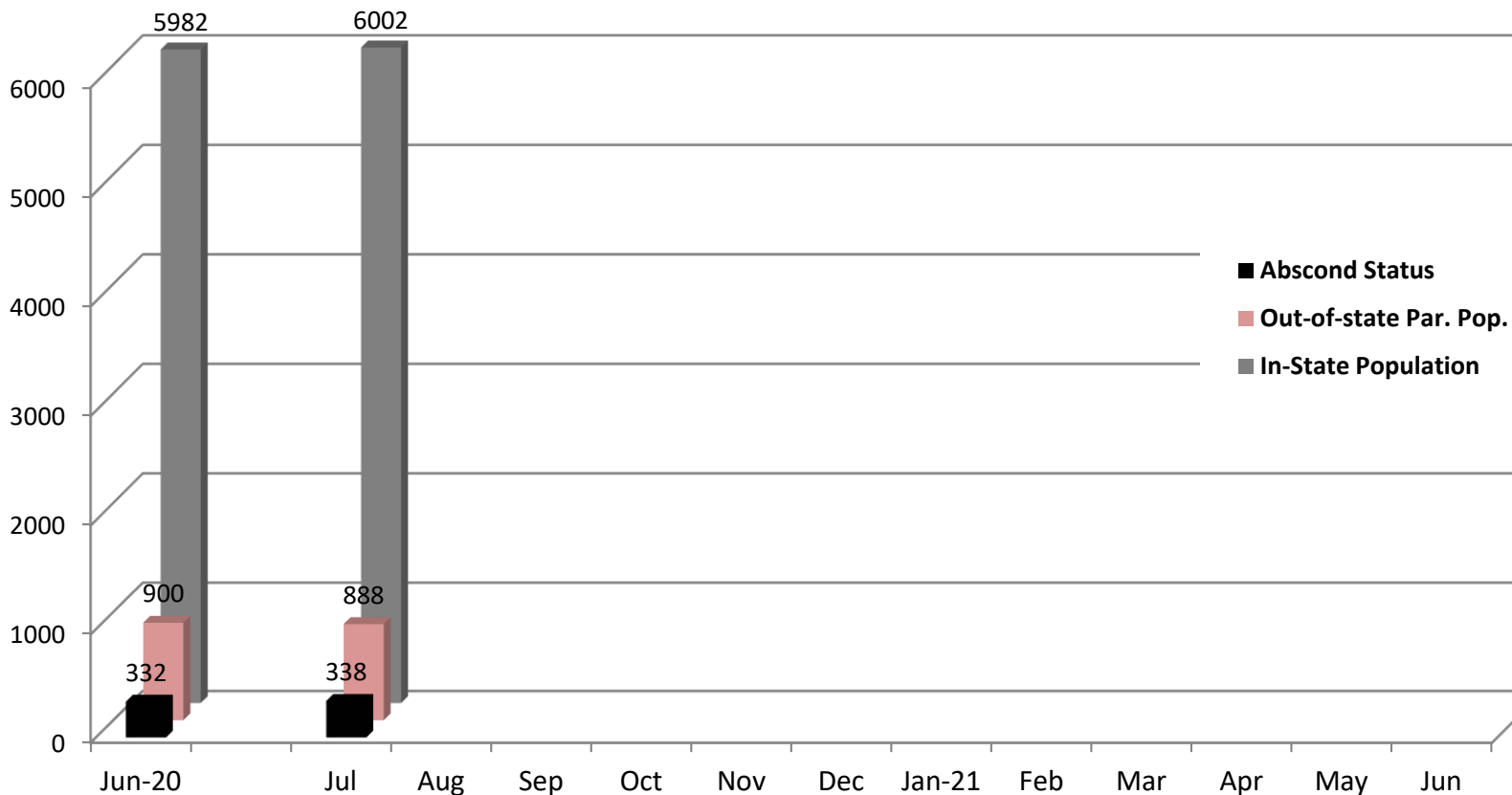
Change from Prev. Mo : -251

Change from June, 2020 : -251

*\*Figures reflect the total inmate population (combined DOC and Non-DOC facility populations) as shown on OMIS rpt - ISR0333 page1.*

**Kansas Department of Corrections  
Graphic Highlights -- Monthly Offender Population Report (July 2020)**

**Components of the End-of-Month Population Under Post-Incarceration Management:  
FY2021**



In-State Population  
(Change):

Change from Prev. Month: 20

Change from June, 2020 : 20

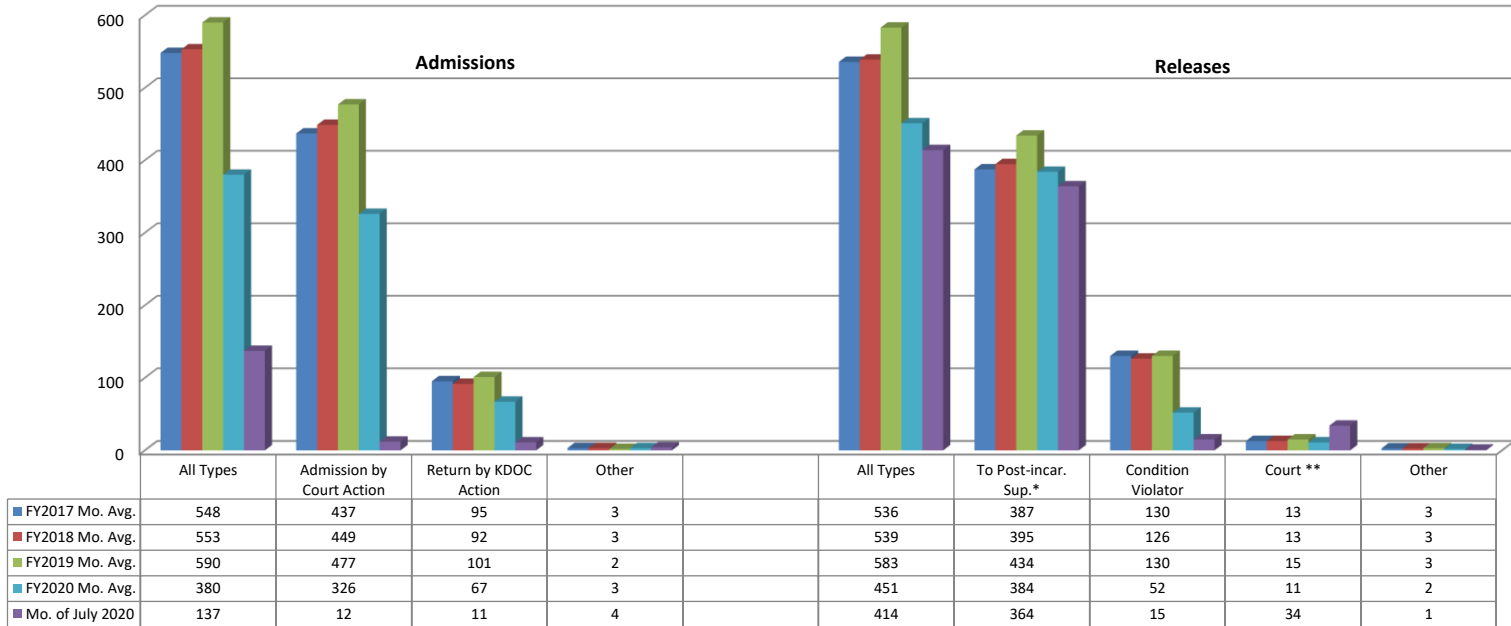
*\*In-state population is comprised of Kansas offenders supervised in Kansas and out-of-state offenders supervised in Kansas. Out-of-state population is comprised of Kansas offenders supervised out-of-state. Those on abscond status have active warrants (whereabouts unknown)*

*Note: The number of parole offenders drastically reduced in August due to the Justice Reinvestment Initiative which you may read more about at the following website:*

*<http://www.doc.ks.gov/victim-services/justice-reinvestment> (data are from the OMIS rpt: ISR0333 page 2: parole population)*

Kansas Department of Corrections  
 Graphic Highlights -- Monthly Offender Population Report: (July 2020)

**Number of Admission and Release Events Per Month (by Major Category): Comparison of FY2017, FY2018, FY2019, FY2020, and FY2021 Monthly Averages with Current Month's Totals**



\* Includes releases to supervision via the provisions of the Kansas Sentencing Guidelines Act of 1993, as well as parole releases by action of the Kansas Prisoner Review Board.

\*\*Figure can be a negative number for a particular month (since it is based on the total number whose last exit for the period (fiscal year to date) was via "out-to-court" minus the previous month's total, which can be a smaller or greater number).

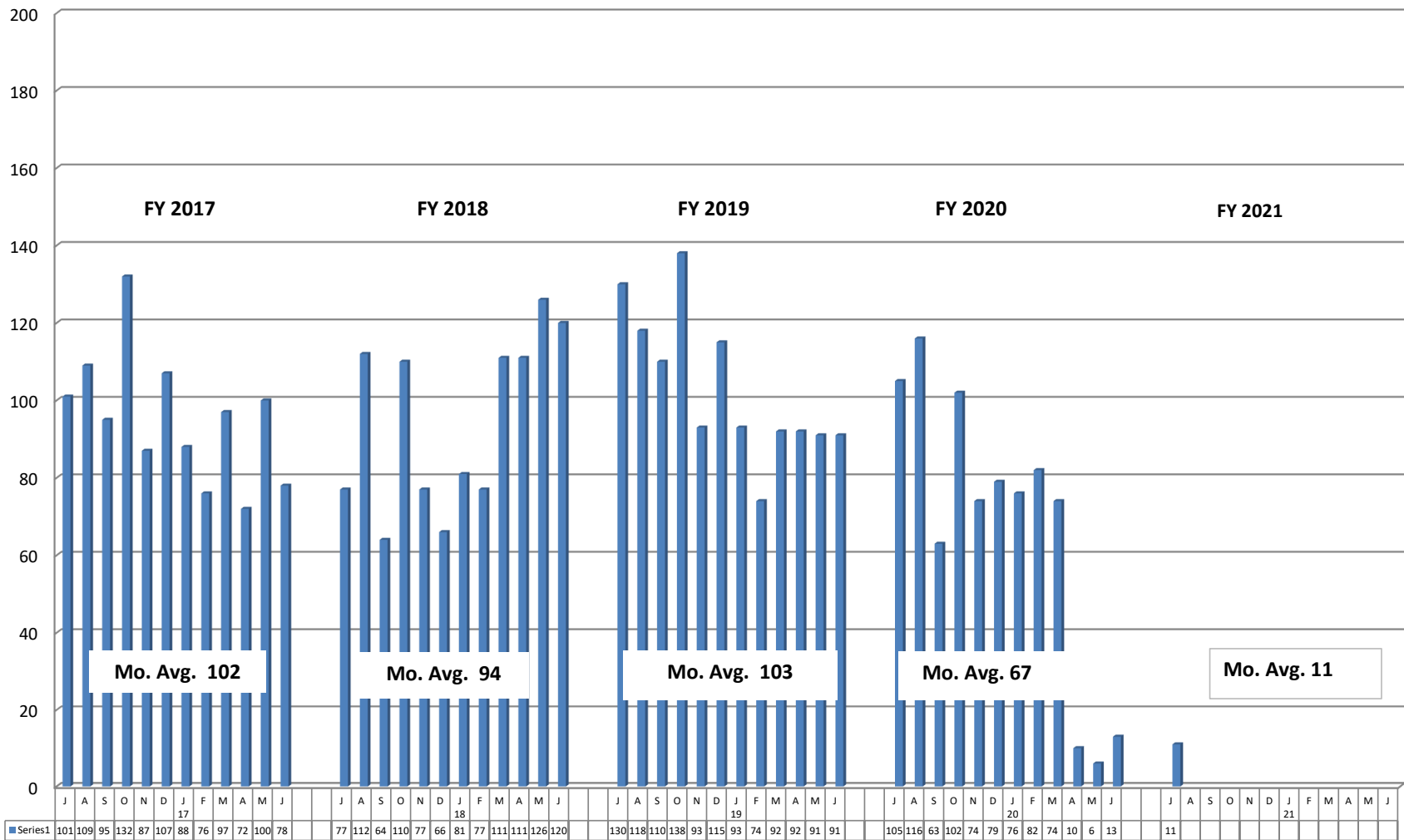
Note: Returned from court appearance is included in the All Types Admission total; returned from escape are included in the All Type Releases total but not its own personal category and Inter-Jurisdictional transfers are included in the All Types Releases total (included in chart). Note: Admissions FY20 April May 2020 Covid19 Impact for April May 2020

Note: Number of escapees and Non-Violator Return - No New Sentence is not included in the Admissions Data from OMIS rep ISR0445 In and out Admissions and Releases

Kansas Department of Corrections

Graphic Highlights -- Monthly Offender Population Report (July: 2020)

**Number of Return Admissions for Condition Violations by Month** (Return by KDOC Action OMIS rpt: ISR0445 page1): **FY2017 - FY2021\***



\*Total number of admissions for violation of the conditions of release (no new sentence).

Kansas Department of Corrections  
End-of-Month Offender Population Report: July 2020 (Month 1, FY 2021)

**Table 1**  
**Number of Inmates Confined and Average Daily Population: FY 2020 and FY 2021**

Correctional Facility	Number Confined			Average Daily Population***		
	6/30/2020	7/31/2020	Change	FY 2020	FY 2021	Change
<b>KDOC Facilities</b>						
<b>Lansing: Total</b>	<b>1,704</b>	<b>1,676</b>	<b>-28</b>	<b>1,762</b>	<b>1,678</b>	<b>-84</b>
Central	1,384	1,347	-37	1,311	1,354	43
East	320	329	9	451	324	-127
** South (Osawatomie)	-	-	0	-	-	0
<b>Hutchinson: Total</b>	<b>1,889</b>	<b>1,821</b>	<b>-68</b>	<b>1,907</b>	<b>1,862</b>	<b>-45</b>
Central	1,057	1,047	-10	1,087	1,053	-34
East	496	461	-35	494	483	-11
South	329	308	-21	315	320	5
Work Release	7	5	-2	11	6	-5
<b>El Dorado: Total</b>	<b>1,632</b>	<b>1,596</b>	<b>-36</b>	<b>1,926</b>	<b>1,629</b>	<b>-297</b>
Central (General Population)	1,254	1,217	-37	1,242	1,244	2
Central - RDU	242	294	52	435	293	-142
South-East	136	85	-51	249	92	(157)
<b>Topeka: Total</b>	<b>779</b>	<b>767</b>	<b>-12</b>	<b>887</b>	<b>772</b>	<b>-115</b>
Central (General Population)	760	737	-23	810	747	-63
RDU	19	30	11	54	25	-29
* Federal Inmates	-	-	0	-	-	0
Work Release	-	-	0	23	-	-23
<b>Norton: Total</b>	<b>942</b>	<b>909</b>	<b>-33</b>	<b>965</b>	<b>929</b>	<b>-36</b>
Central	814	814	0	839	821	-18
** East (Stockton) <i>re-opened 9-2010</i>	128	95	-33	126	108	-18
<b>Ellsworth</b>	<b>845</b>	<b>823</b>	<b>(22)</b>	<b>901</b>	<b>836</b>	<b>-65</b>
General Population	845	823	-22	901	836	-65
Work Release	-	-	0	-	-	0
<b>Winfield: Total</b>	<b>564</b>	<b>524</b>	<b>-40</b>	<b>801</b>	<b>539</b>	<b>-262</b>
Central	564	524	-40	582	539	-43
Wichita Work Release	-	-	0	219	-	-219
<b>Larned CMHF (Total)</b>	<b>625</b>	<b>619</b>	<b>-6</b>	<b>635</b>	<b>622</b>	<b>-13</b>
Central	310	307	-3	310	308	-2
South	52	52	0	49	51	2
West	263	260	-3	276	263	-13
Work Release	-	-	0	-	-	0
House Arrest	-	-	0	10	-	
<b>Subtotal: KDOC Facilities</b>	<b>8,980</b>	<b>8,735</b>	<b>-245</b>	<b>9,784</b>	<b>8,867</b>	<b>-917</b>
<b>Non-KDOC Facilities</b>						
Larned State Hospital	4	4	0	5	4	-1
Contract Jail Placement [County]	85	79	-6	95	82	-13
Contract Placement [Arizona Out-of-state]	120	120	0	83	120	37
** Labette CCC	-	-	0	-	-	0
Johnson County Res. Center (WR)	-	-	0	2	-	-2
<b>Subtotal: Non-KDOC Facilities</b>	<b>209</b>	<b>203</b>	<b>-6</b>	<b>185</b>	<b>206</b>	<b>21</b>
<b>Total: All Facilities/Placements</b>	<b>9,189</b>	<b>8,938</b>	<b>-251</b>	<b>9,969</b>	<b>9,073</b>	<b>-896</b>
<b>Female Population (included in totals above)</b>						
Topeka -Total	779	779	0	887	772	-115
Winfield (WWR)	-	-	0	-	-	0
Contract Jail Placement [County]	-	-	0	4	-	
Contract Jail (Jo. Co. Res. Center)	-	-	0	-	-	0
Larned State Hospital	4	4	0	4	4	0
** Labette CCC	-	-	0	-	-	0
House Arrest	-	-	0	-	-	0
<b>Subtotal: Females</b>	<b>783</b>	<b>783</b>	<b>0</b>	<b>895</b>	<b>776</b>	<b>-119</b>

\* Federal inmates housed at TCF under contract between the Federal Bureau of Prisons and the Kansas Department of Corrections.

\*\* Housing unit closed (or placement option removed) during FY 2009 because of budget constraints. NCF-East (Stockton) re-opened 9-2010.

## Inmate Population and ADP

\*\*\* Average Daily Population (ADP) columns: *Because of rounding, the sum of the units might not equal the total for the facility. And, the sum of the facilities might not equal the grand total. Does not include House Arrest*  
Data comes directly from OMIS rpt: ISR0333 monthly Population Report







Kansas Department of Corrections  
End-of-Month Offender Population Report: July 2020 (Month 1, FY 2021)

**Table 2**  
**Total Admission and Release Events: FY 2019, FY 2020, FY 2021**

Type of Admission	Total Admissions			Avg. Number Per Month		
	FY 2019	FY 2020	FY 2021	FY 2019	FY 2020	FY 2021
<b>Admissions by Court Action:</b>						
New Court Commitment	1,954	1,548	59	162.8	129.0	59.0
*Sanction from Probation (CC)	1,186	284	7	98.8	23.7	7.0
Probation Violator, No New Sentence	1,397	1,226	52	116.4	102.2	52.0
Probation Violator, New Sentence	355	284	10	29.6	23.7	10.0
Probation Violator, New Conviction	68	75	2	5.7	6.3	2.0
Parole Violator, New Sentence	182	129	3	15.2	10.8	3.0
Parole to Detainer, New Sentence	19	35	1	1.6	2.9	1.0
Non Violator Return, New Sentence	83	50	3	6.9	4.2	3.0
Conditional Release Violator Pend New Sentence	-	-	-	0.0	0.0	0.0
Parole Violator, Pending New Sentence	-	3	-	0.0	0.3	0.0
<b>Subtotal: Court Commitments</b>	<b>5,244</b>	<b>3,634</b>	<b>137</b>	<b>437.0</b>	<b>302.8</b>	<b>137.0</b>
Return from Court Appearance	105	91	12	8.8	7.6	12.0
<b>Subtotal: Admission by Court Action</b>	<b>5,349</b>	<b>3,725</b>	<b>149</b>	<b>445.8</b>	<b>310.4</b>	<b>149.0</b>
<b>Return by KDOC Action:</b>						
Parole Violator, No New Sentence	1,090	785	10	90.8	65.4	10.0
Cond Rel Viol No New Sentence	1	1	1	0.1	0.1	1.0
Non Violator Return No New Sentence	5	1	-	0.4	0.1	0.0
Return from Escape	4	7	-	0.3	0.6	0.0
Par/CR/PRS/ Adm. Hold--Poss. Vio.	-	-	-	0.0	0.0	0.0
Adm In lieu of Revoc. -Par/CR	11	6	-	0.9	0.5	0.0
<b>Subtotal: Return by KDOC Action</b>	<b>1,111</b>	<b>800</b>	<b>11</b>	<b>92.6</b>	<b>66.7</b>	<b>11.0</b>
<b>Inter-jurisdictional Transfer:</b>						
Interstate/Federal Compact Received (Interstate Comp)	4	4	-	0.3	0.3	0.0
Kansas Inmate Returned from Another Jurisdiction	22	28	4	1.8	2.3	4.0
<b>Subtotal: Inter-jurisdictional Transfer</b>	<b>26</b>	<b>32</b>	<b>4</b>	<b>2.2</b>	<b>2.7</b>	<b>4.0</b>
<b>Total: All Types of Admission</b>	<b>6,486</b>	<b>4,557</b>	<b>164</b>	<b>540.5</b>	<b>379.8</b>	<b>164.0</b>

Note: Totals may be slightly off when comparing to page 3 due to rounding.

Source: KDOC computerized report PGM-ISR0445 page1 Admission YTD.

\*Sanctions 120 days or less is 5 offenders; Sanctions 180 days or greater is 2 offenders

## Admissions

Note: except for the layout and the average number per month for the reporting FY, the Total Admissions for the current FY is the same as shown on the OMIS report: ISR0445 less: Movement code: 010-1020: NCC - Aggrav. Juv Delin. contains YTD data as of reporting month

Kansas Department of Corrections  
End-of-Month Offender Population Report: July 2020 (Month 1, FY 2021)

**Table 2 (continued)**  
**Total Admission and Release Events: FY 2019, FY 2020, and FY 2021**

Type of Release	Total Releases			Avg. Number Per Month		
	FY 2019	FY 2020	FY 2021	FY 2019	FY 2020	FY 2021
<b>Release to Post-incarceration Supervision**</b>	<b>4,781</b>	<b>4,607</b>	<b>364</b>	<b>398.4</b>	<b>383.9</b>	<b>364.0</b>
<b>Conditional Release</b>	<b>-</b>	<b>-</b>	<b>-</b>	<b>0.0</b>	<b>0.0</b>	<b>0.0</b>
<b>Expiration of Sentence</b>	<b>1,431</b>	<b>620</b>	<b>15</b>	<b>119.3</b>	<b>51.7</b>	<b>15.0</b>
<b>Commutation or Pardon</b>	<b>-</b>	<b>-</b>	<b>-</b>	<b>0.0</b>	<b>0.0</b>	<b>0.0</b>
<b>Inter-jurisdictional Transfer:</b>						
Kansas Inmate Released for Housing	14	6	-	1.2	0.5	0.0
Interstate/Fed. Inmate Released to Sending Juris.	5	2	-	0.4	0.2	0.0
<b>Subtotal: Inter-jurisdictional Transfer</b>	<b>19</b>	<b>8</b>	<b>-</b>	<b>1.6</b>	<b>0.7</b>	<b>0.0</b>
<b>Court-ordered Release:</b>						
Probation	15	13	1	1.3	1.1	1.0
Returned Parolee Placed on Probation	-	-	-	0.0	0.0	0.0
Released on Appeal Bond	1	-	-	0.1	0.0	0.0
Released for Court Appearance	124	107	32	10.3	8.9	32.0
Other Final Release by Court Order	14	15	1	1.2	1.3	1.0
<b>Subtotal: Court-ordered Release</b>	<b>154</b>	<b>135</b>	<b>34</b>	<b>12.8</b>	<b>11.3</b>	<b>34.0</b>
<b>Escape</b>	<b>3</b>	<b>8</b>	<b>-</b>	<b>0.3</b>	<b>0.7</b>	<b>0.0</b>
<b>Death (All Causes)</b>	<b>29</b>	<b>33</b>	<b>1</b>	<b>2.4</b>	<b>2.8</b>	<b>1.0</b>
<b>Total: All Types of Release</b>	<b>6,417</b>	<b>5,411</b>	<b>414</b>	<b>534.8</b>	<b>450.9</b>	<b>414.0</b>

\* Certain types of transactions involving known temporary exits from a correctional facility have been excluded from the body of the table (release to court/return from court--).

\*\* Includes releases to post-incarceration supervision via the provisions of the Kansas Sentencing Guidelines Act of July 1993, as well as parole releases by action of the Kansas Prisoner Review Board.

Note: Totals may be slightly off due to rounding when comparing to page 3

## Releases

Note: apart from the layout and the average per month for the current FY,  
the data in the Total Releases reporting FY is identical as shown  
on the OMIS report: ISR0445 (contains YTD data as of the reporting month)

Kansas Department of Corrections  
 End-of-Month Offender Population Report: July 2020 (Month 1, FY 2021)  
**Table 3**  
**Distribution of Inmate Population by Type of Latest Admission:**  
**Comparison of June 30th, 2020 and July 31st, 2020**

*Note. The information presented here pertains to the inmate population on the specified dates and not to admissions during the period.*

Type of Admission [Latest Admission Per Master Record]		*Number of Inmates		
Admission Code [OMIS]	Admission Description	6/30/2020	7/31/2020	Difference June minus July
<b>Admission by Court Action:</b>				
010-1010	New Court Commitment	6,255	6,132	(123)
010-1022	Sanction from Probation	1	5	4
010-2010	Probation Violator, No New Sentence	1,044	995	(49)
010-2020	Probation Violator, New Sentence	773	754	(19)
010-2022	Probation Violator, New Conviction	83	75	(8)
020-1020	Parole Violator, New Sentence	586	575	(11)
020-1025	Parole to Detainer, New Sentence	48	44	(4)
020-1022	Parole Violator, Pending New Sentence	-	-	-
020-2020	Conditional Release Violator, New Sentence	17	17	-
020-2022	Conditional Release Violator Pending New Sentence	1	1	-
020-6020	Non-violator Return, New Sentence	51	45	(6)
040-1010	Admit in lieu of revocation of Parole/CR	-	-	-
<b>Subtotal: Latest Adm. as Court Commitment</b>		<b>8,859</b>	<b>8,643</b>	<b>(216)</b>
<b>Return by KDOC Action:</b>				
020-1010	Parole Violator, No New Sentence	252	217	(35)
020-2010	Conditional Release Violator, No New Sentence	7	7	-
020-5010	Return from Escape	-	-	-
020-6010	Non-violator Return, No New Sentence	4	4	-
050-1010	Par/CR/PRS/ Adm. Hold--Poss. Vio.	-	-	-
<b>Subtotal: Latest Adm. as Return by KDOC Action</b>		<b>263</b>	<b>228</b>	<b>(35)</b>
<b>Inter-jurisdictional Transfer:</b>				
010-4010	Interstate/Federal Compact Received	65	65	-
020-3010	Kansas Inmate Returned from Another Jurisdiction	2	2	-
<b>Subtotal: Latest Adm. as Inter-jurisdictional Transfer</b>		<b>67</b>	<b>67</b>	<b>-</b>
<b>Total: All Types of Admission (# of Offenders)</b>		<b>9,189</b>	<b>8,938</b>	<b>(251)</b>

\*The SAS POP end-of-month population figure sometimes varies slightly from the OMIS population report because the SAS file is generated at a different time of day than the OMIS population report.

## Inmate Population by Type of Latest Adm.

Note: the data for the current reporting month comes from syntax run using SPSS using the Pop file in the OMIS SAS library created at end of reporting month. Use the data for each admission code in the total column of the spss output

Kansas Department of Corrections  
 Graphic Highlights -- Monthly Offender Population Report ( July 2021)

**Number of Admissions for Probation Sanctions by YTD Reporting Month: FY2017 - FY2021**

