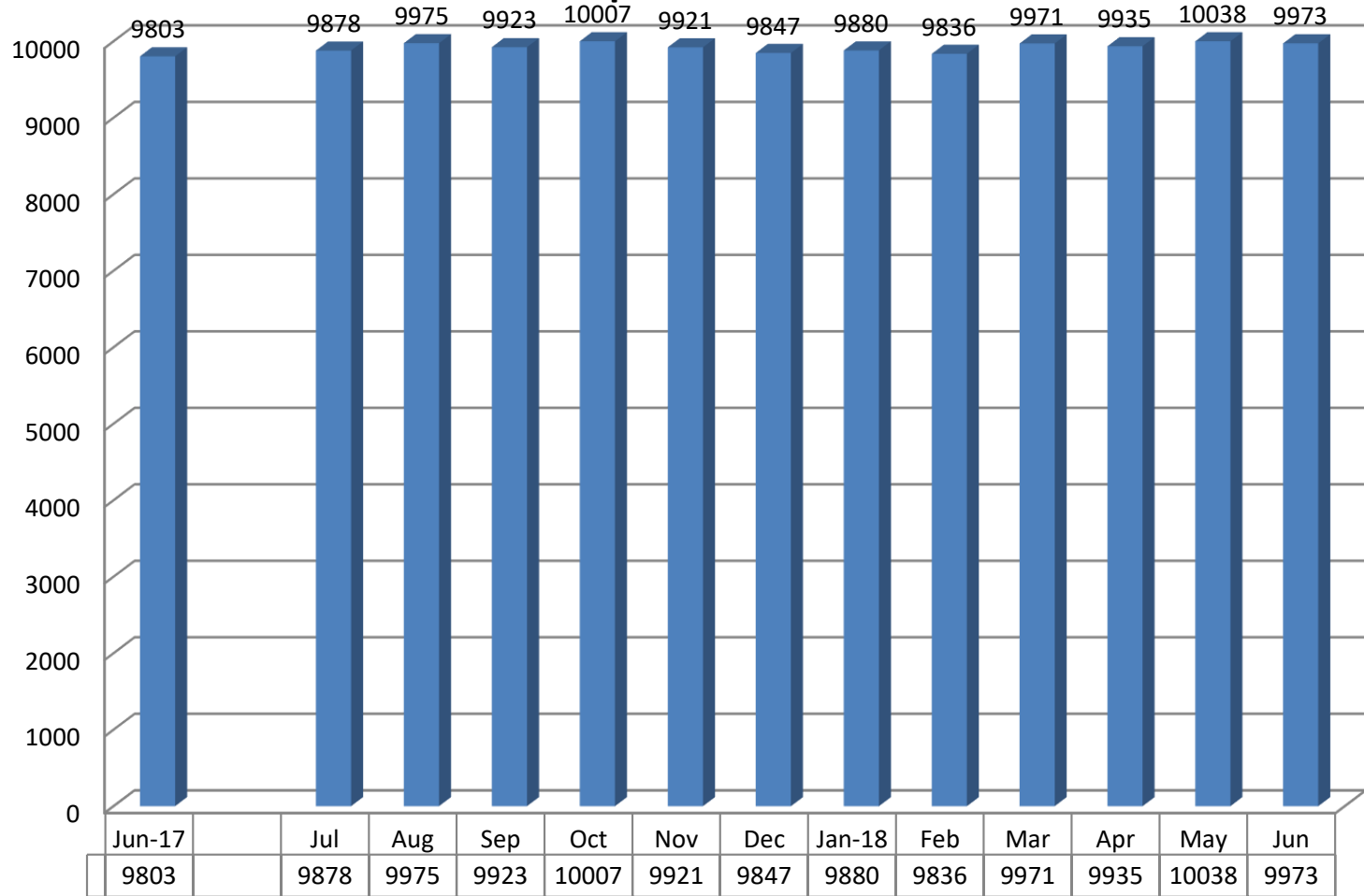


**Kansas Department of Corrections
Graphic Highlights -- Monthly Offender Population Report (June 2018)**

End-of-Month Inmate Population: FY 2018 To-Date

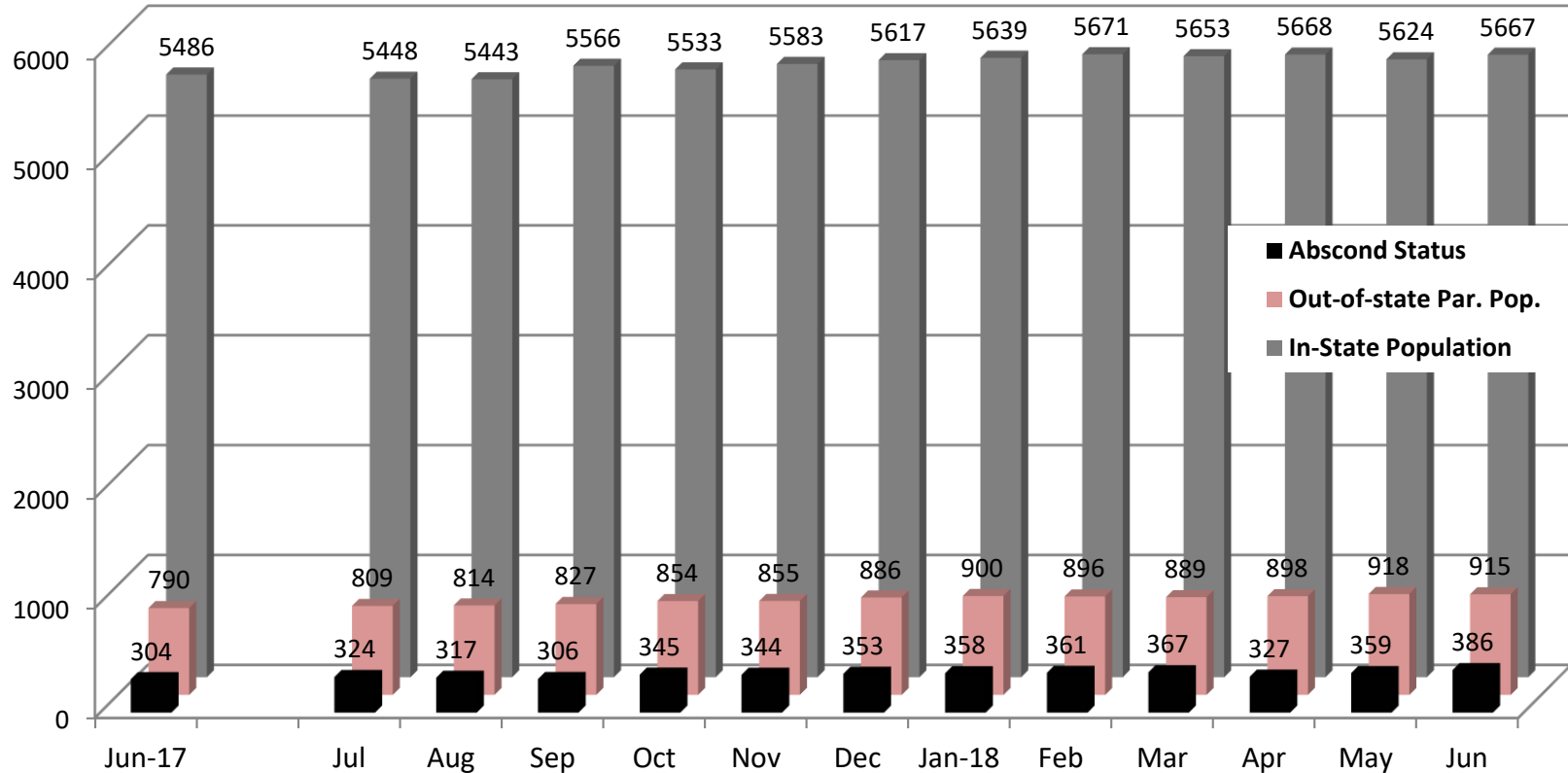


Change from Prev. Mo		75	97	-52	84	-86	-74	33	-44	135	-36	103	-65
Change from June, 2017	9803	75	172	120	204	118	44	77	33	168	132	235	170

**Figures reflect the total inmate population (combined DOC and Non-DOC facility populations)*

**Kansas Department of Corrections
Graphic Highlights -- Monthly Offender Population Report (June 2018)**

**Components of the End-of-Month Population Under Post-Incarceration Management:
FY2018**



In-State Population
(Change):

Change from Prev. Month	38	-5	123	-33	50	34	22	32	-18	15	-44	43
Change from June, 2017	38	-43	80	47	97	131	153	185	167	182	138	181

**In-state population is comprised of Kansas offenders supervised in Kansas and out-of-state offenders supervised in Kansas. Out-of-state population is comprised of Kansas offenders supervised out-of-state. Those on abscond status have active warrants (whereabouts unknown)*

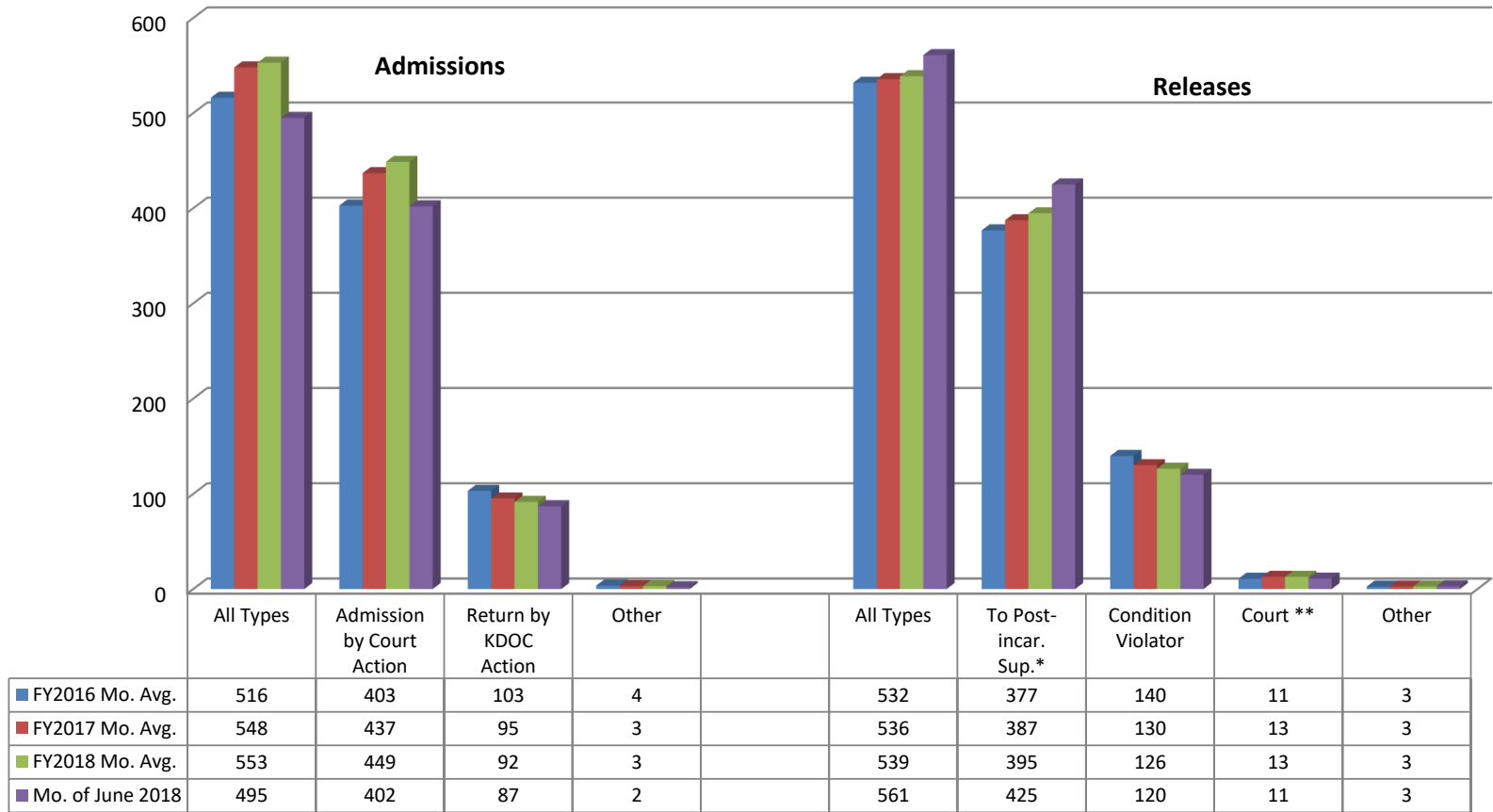
Note: The number of parole offenders drastically reduced in August due to the Justice Reinvestment Initiative which you may read more about at the following website:

<http://www.doc.ks.gov/victim-services/justice-reinvestment>

Kansas Department of Corrections

Graphic Highlights -- Monthly Offender Population Report (June 2018)

Number of Admission and Release Events Per Month (by Major Category): Comparison of FY 2016, FY 2017, and FY 2018 Monthly Averages with Current Month's Totals



* Includes releases to supervision via the provisions of the Kansas Sentencing Guidelines Act of 1993, as well as parole releases by action of the Kansas Prisoner Review Board.

**Figure can be a negative number for a particular month [since it is based on the total number whose last exit for the period (fiscal year to date) was via "out-to-court" minus the previous month's total, which can be a smaller or greater number].

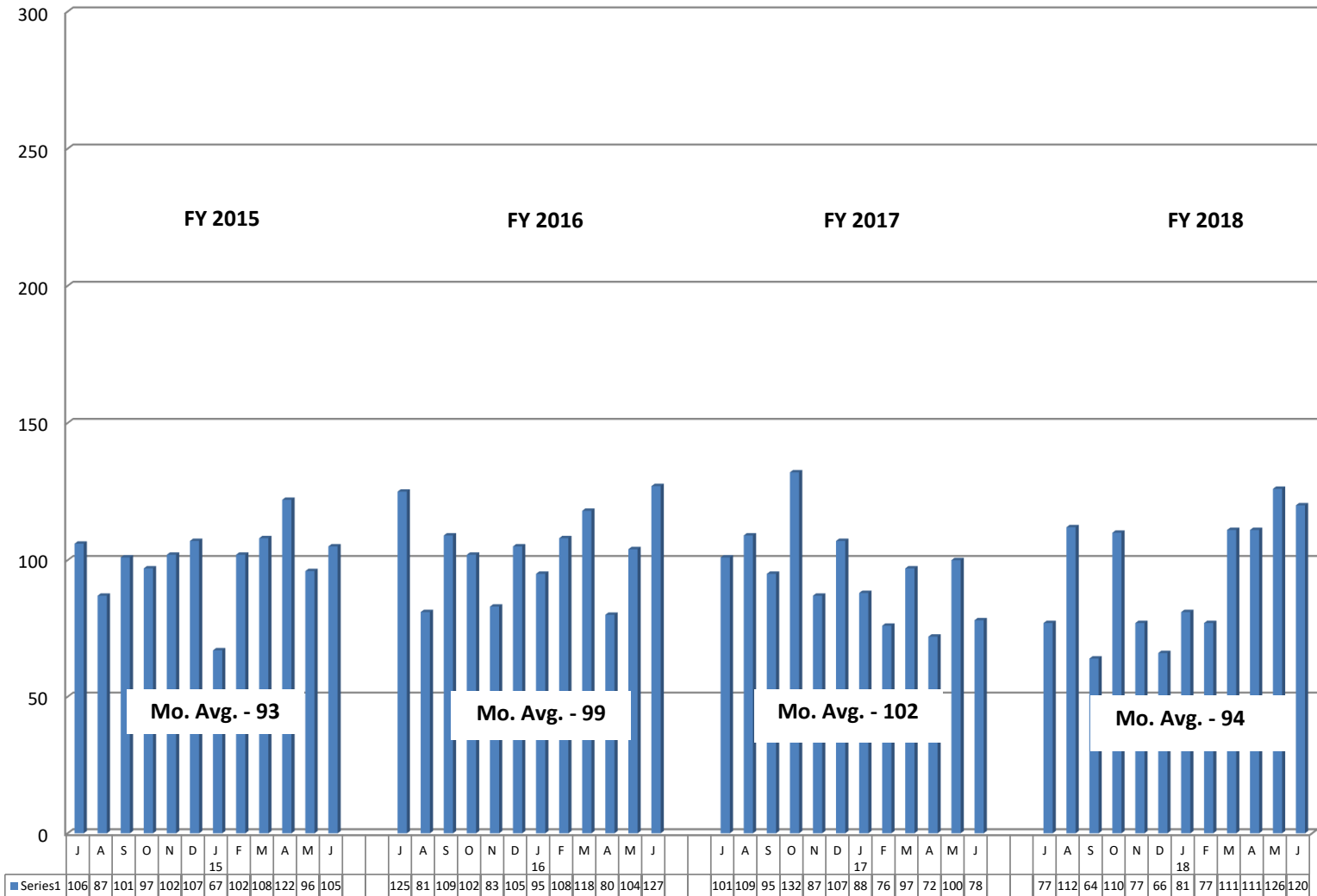
Note: Returned from court appearance is included in the All Types Admission total; returned from escape are included in the All Type Releases total but not its own personal category and Inter-Jurisdictional transfers are included in the All Types Releases total (included in chart).

Note: Number of escapees and Non-Violator Return - No New Sentence is not included in the Admissions

Kansas Department of Corrections

Graphic Highlights -- Monthly Offender Population Report (June 2018)

Number of Return Admissions for Condition Violations by Month: FY2015 - FY2018*



*Total number of admissions for violation of the conditions of release (no new sentence).

**The average number of escapees returned has been excluded in the average - which is 1 offender.

Kansas Department of Corrections
 End-of-Month Offender Population Report: June 2018 (Month 12, FY 2018)

Table 1
Number of Inmates Confined and Average Daily Population: FY 2017 and FY 2018

Correctional Facility	Number Confined			Average Daily Population***		
	5/31/2018	6/30/2018	Change	FY 2017	FY 2018	Change
KDOC Facilities						
Lansing: Total	1,909	1,877	-32	2,328	2,039	-289
Central	1,287	1,270	-17	1,714	1,423	-291
East	622	607	-15	613	615	2
** South (Osawatomie)			0			0
Hutchinson: Total	1,856	1,854	-2	1,861	1,869	8
Central	1,077	1,075	-2	1,089	1,091	2
East	495	493	-2	491	492	1
South	269	271	2	252	270	18
Work Release	15	15	0	30	16	-14
El Dorado: Total	2,016	1,998	-18	1,657	1,854	197
Central (General Population)	1,258	1,242	-16	1,002	1,125	123
Central - RDU	497	494	-3	398	470	72
South-East	261	262	1	257	259	2
Topeka: Total	913	909	-4	845	893	48
Central (General Population)	778	780	2	481	704	223
RDU	114	108	-6	347	164	-183
* Federal Inmates			0			0
Work Release	21	21	0	18	25	7
Norton: Total	973	974	1	826	936	110
Central	848	848	0	708	809	101
** East (Stockton) re-opened 9-2010	125	126	1	118	127	9
Ellsworth	913	914	1	905	905	0
General Population	913	914	1	905	905	0
Work Release			0			0
Winfield: Total	784	785	1	792	790	-2
Central	553	552	-1	546	546	0
Wichita Work Release	231	233	2	246	244	-2
Larned CMHF (Total)	582	564	-18	433	504	71
Central	295	285	-10	152	223	71
West	287	279	-8	280	281	1
Work Release			0			0
Subtotal: KDOC Facilities	9,946	9,875	-71	9,647	9,790	143
Non-KDOC Facilities						
Larned State Hospital	37	39	2	42	39	-3
Contract Jail Placement [County]	53	57	4	68	74	6
Contract Placement [Out-of-state]			0			0
** Labette CCC			0			0
Johnson County Res. Center (WR)	1	2	1	3	4	1
Subtotal: Non-KDOC Facilities	91	98	7	113	117	4
Total: All Facilities/Placements	10,037	9,973	-64	9,760	9,907	147
Female Population (included in totals above)						
Topeka	913	909	-4	845	893	48
Winfield (WWR)			0			0
Contract Jail (Jo. Co. Res. Center)			0		2	2
Larned State Hospital	4	4	0	8	5	-3
** Labette CCC			0			0
Subtotal: Females	917	913	-4	853	900	47

* Federal inmates housed at TCF under contract between the Federal Bureau of Prisons and the Kansas Department of Corrections.

** Housing unit closed (or placement option removed) during FY 2009 because of budget constrictions. NCF-East (Stockton) re-opened 9-2010.

*** Average Daily Population (ADP) columns: Because of rounding, the sum of the units might not equal the total for the facility. And, the sum of the facilities might not equal the grand total.

Kansas Department of Corrections
End-of-Month Offender Population Report: June 2018 (Month 12, FY 2018)

Table 2
Total Admission and Release Events: FY 2016, FY 2017, and FY 2018

<u>Type of Admission</u>	Total Admissions			Avg. Number Per Month		
	FY 2016	FY 2017	FY 2018	FY 2016	FY 2017	FY 2018
Admissions by Court Action:						
New Court Commitment	1,930	2,033	1,975	160.8	169.4	164.6
*Sanction from Probation (CC)	1,003	1,191	1,197	83.6	99.3	99.8
Probation Violator, No New Sentence	1,178	1,226	1,450	98.2	102.2	120.8
Probation Violator, New Sentence	331	340	300	27.6	28.3	25.0
Probation Violator, New Conviction	188	182	149	15.7	15.2	12.4
Parole Violator, New Sentence	144	195	211	12.0	16.3	17.6
Parole to Detainer, New Sentence	28	28	30	2.3	2.3	2.5
Non Violator Return, New Sentence	49	48	72	4.1	4.0	6.0
Conditional Release Violator Pend New Sentence	-	-	1			0.1
Parole Violator, Pending New Sentence	1	1		0.1	0.1	0.0
Subtotal: Court Commitments	4,852	5,244	5,385	404.3	437.0	448.8
Return from Court Appearance	94	78	118	7.8	6.5	9.8
Subtotal: Admission by Court Action	4,946	5,322	5,503	412.2	443.5	458.6
Return by KDOC Action:						
Parole Violator, No New Sentence	1,236	1,200	1,083	103.0	100.0	90.3
Cond Rel Viol No New Sentence	1	1		0.1	0.1	0.0
Non Violator Return No New Sentence	-	4	9	0.0	0.3	0.8
Return from Escape	1	11	3	0.1	0.9	0.3
Par/CR/PRS/ Adm. Hold--Poss. Vio.	-			0.0	0.0	0.0
Subtotal: Return by KDOC Action	1,238	1,216	1,095	103.2	101.3	91.3
Inter-jurisdictional Transfer:						
Interstate/Federal Compact Received	15	6	6	1.3	0.5	0.5
Kansas Inmate Returned from Another Jurisdiction	29	32	32	2.4	2.7	2.7
Subtotal: Inter-jurisdictional Transfer	44	38	38	3.7	3.2	3.2
Total: All Types of Admission	6,228	6,576	6,636	519.0	548.0	553.0

Note: Totals may be slightly off when comparing to page 3 due to rounding.

Source: KDOC computerized report PGM-ISR0445.

*Sanctions 120 days or less is 759 offenders; Sanctions 180 days or greater is 438 offenders

Kansas Department of Corrections
End-of-Month Offender Population Report: June 2018 (Month 12, FY 2018)

Table 2 (continued)
Total Admission and Release Events: FY 2016, FY 2017, and FY 2018

<u>Type of Release</u>	Total Releases			Avg. Number Per Month		
	FY 2016	FY 2017	FY 2018	FY 2016	FY 2017	FY 2018
Release to Post-incarceration Supervision**	4,521	4,649	4,736	376.8	387.4	394.7
Conditional Release	-			0.0	0.0	0.0
Expiration of Sentence	1,678	1,561	1,516	139.8	130.1	126.3
Commutation or Pardon	-			0.0	0.0	0.0
Inter-jurisdictional Transfer:						
Kansas Inmate Released for Housing	14	9	12	1.2	0.8	1.0
Interstate/Fed. Inmate Released to Sending Juris.	4	13	9	0.3	1.1	0.8
Subtotal: Inter-jurisdictional Transfer	18	22	21	1.5	1.8	1.8
Court-ordered Release:						
Probation	7	7	5	0.6	0.6	0.4
Returned Parolee Placed on Probation	-			0.0	0.0	0.0
Released on Appeal Bond	7	6	2	0.6	0.5	0.2
Released for Court Appearance	102	137	129	8.5	11.4	10.8
Other Final Release by Court Order	14	4	18	1.2	0.3	1.5
Subtotal: Court-ordered Release	130	154	154	10.8	12.8	12.8
Escape	4	9	5	0.3	0.8	0.4
Death (All Causes)	31	33	33	2.6	2.8	2.8
Total: All Types of Release	6,382	6,428	6,465	531.8	535.7	538.8

* Certain types of transactions involving known temporary exits from a correctional facility have been excluded from the body of the table (release to court/return from court--1497 in FY2016, 1460 in FY2017, 1341 in FY2018).

** Includes releases to post-incarceration supervision via the provisions of the Kansas Sentencing Guidelines Act of July 1993, as well as parole releases by action of the Kansas Prisoner Review Board.

Note: Totals may be slightly off due to rounding when comparing to page 3

Kansas Department of Corrections
 End-of-Month Offender Population Report: June 2018 (Month 12, FY 2018)
Table 3
Distribution of Inmate Population by Type of Latest Admission:
Comparison of May 31st, 2018 and June 30th, 2018

Note. The information presented here pertains to the inmate population on the specified dates and not to admissions during the period.

Type of Admission [Latest Admission Per Master Record]		*Number of Inmates		
Admission Code [OMIS]	Admission Description	5/31/2018	6/30/2018	Difference May minus June
Admission by Court Action:				
010-1010	New Court Commitment	6,508	6,496	(12)
010-1022	Sanction from Probation	154	138	(16)
010-2010	Probation Violator, No New Sentence	1,121	1,105	(16)
010-2020	Probation Violator, New Sentence	703	702	(1)
010-2022	Probation Violator, New Conviction	167	160	(7)
020-1020	Parole Violator, New Sentence	658	657	(1)
020-1025	Parole to Detainer, New Sentence	53	50	(3)
020-1022	Parole Violator, Pending New Sentence	1	1	-
020-2020	Conditional Release Violator, New Sentence	19	19	-
020-2022	Conditional Release Violator Pending New Sentence	1	1	-
020-6020	Non-violator Return, New Sentence	43	50	7
Subtotal: Latest Adm. as Court Commitment		9,428	9,379	(49)
Return by KDOC Action:				
020-1010	Parole Violator, No New Sentence	530	513	(17)
020-2010	Conditional Release Violator, No New Sentence	8	8	-
020-5010	Return from Escape			-
020-6010	Non-violator Return, No New Sentence	5	7	2
050-1010	Par/CR/PRS/ Adm. Hold--Poss. Vio.			-
Subtotal: Latest Adm. as Return by KDOC Action		543	528	(15)
Inter-jurisdictional Transfer:				
010-4010	Interstate/Federal Compact Received	65	64	(1)
020-3010	Kansas Inmate Returned from Another Jurisdiction	2	2	-
Subtotal: Latest Adm. as Inter-jurisdictional Transfer		67	66	(1)
Total: All Types of Admission		10,038	9,973	(65)

*The SAS end-of-month population figure sometimes varies slightly from the OMIS population report because the SAS file is generated at a different time of day than the OMIS population report.

Kansas Department of Corrections

Graphic Highlights -- Monthly Offender Population Report (June 2018)

Number of Admissions for Probation Sanctions by Month: FY2015 - FY2018

