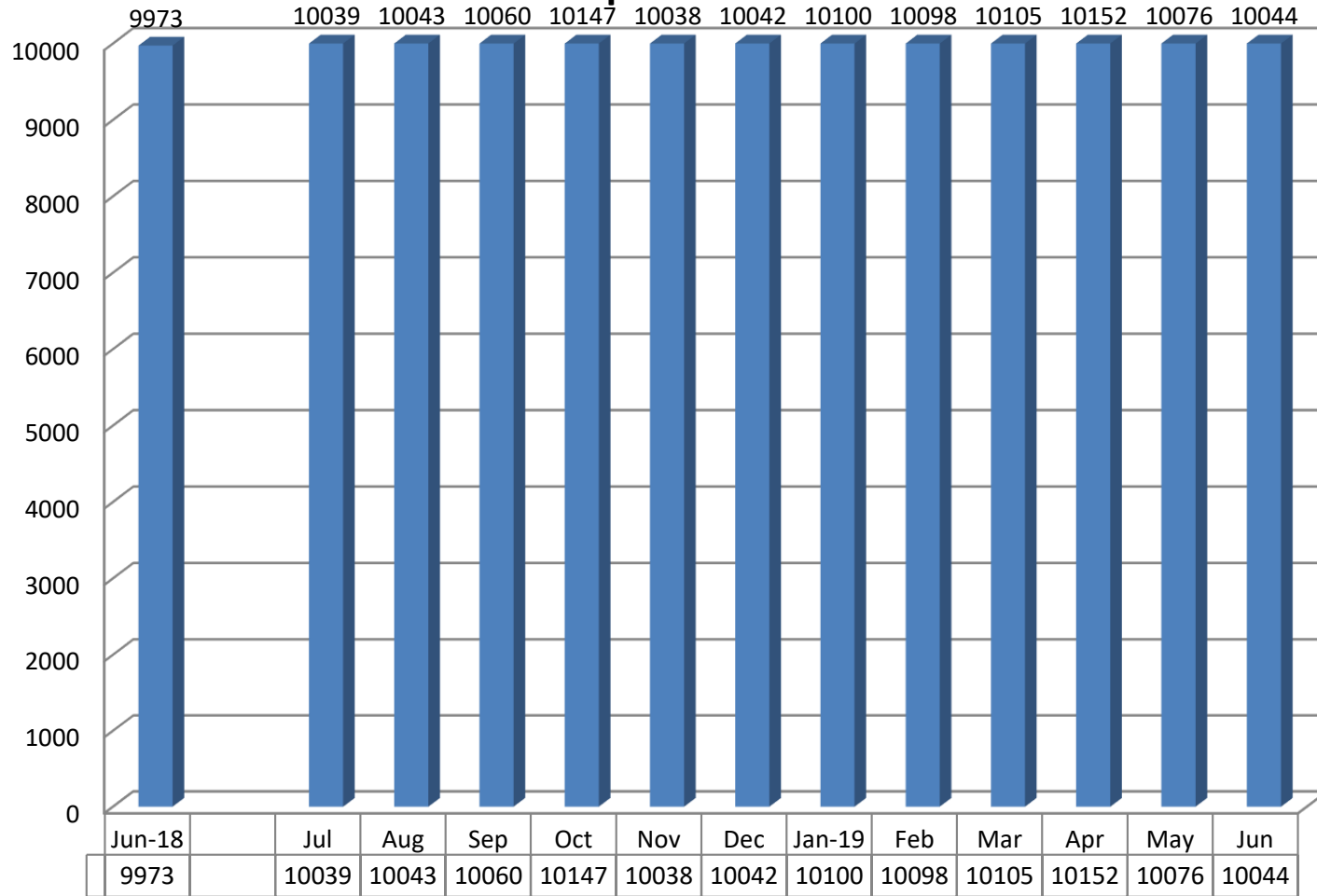


**Kansas Department of Corrections
Graphic Highlights -- Monthly Offender Population Report (June 2019)**

End-of-Month Inmate Population: FY 2019 To-Date



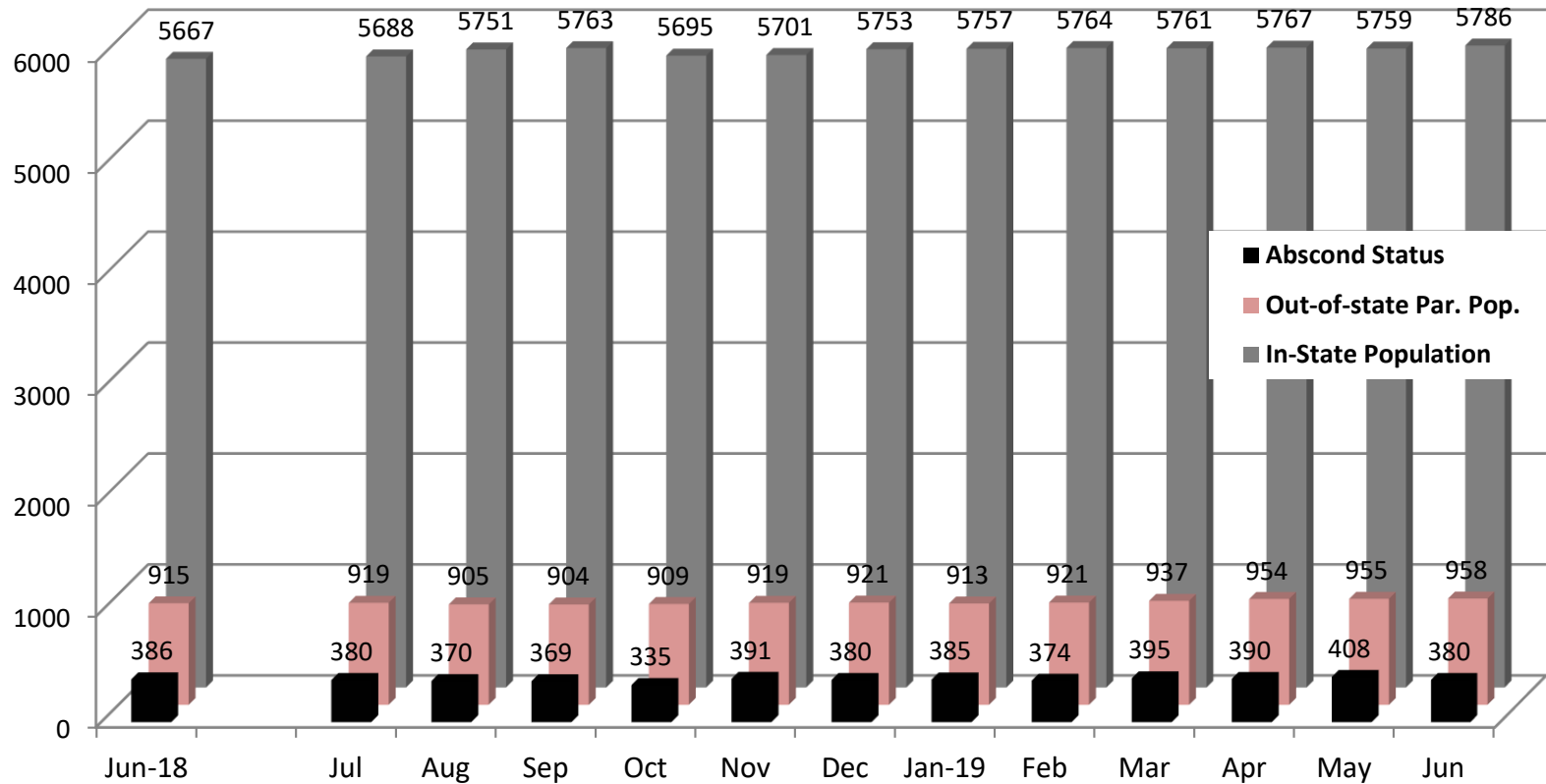
Change from Prev. Mo : -32

Change from June, 2018 : 71

**Figures reflect the total inmate population (combined DOC and Non-DOC facility populations)*

**Kansas Department of Corrections
Graphic Highlights -- Monthly Offender Population Report (June 2019)**

**Components of the End-of-Month Population Under Post-Incarceration Management:
FY2019**



In-State Population
(Change):

Change from Prev. Month: 27

Change from June, 2018 : 119

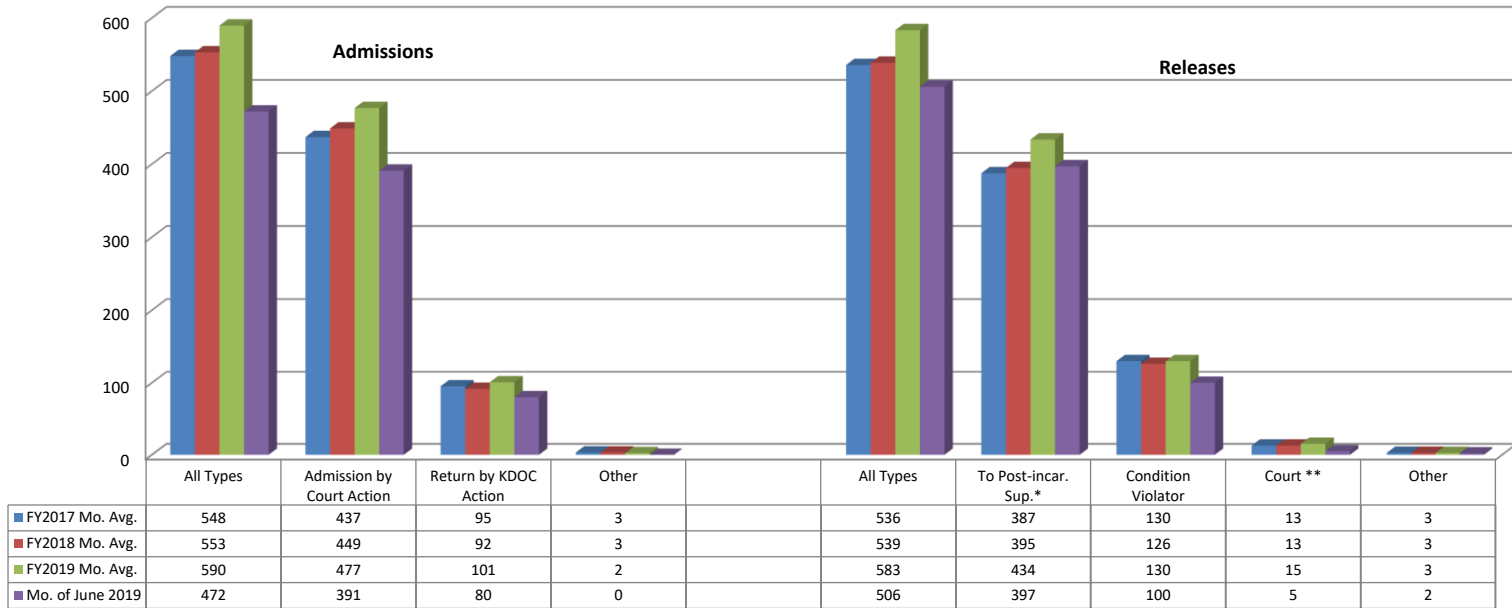
**In-state population is comprised of Kansas offenders supervised in Kansas and out-of-state offenders supervised in Kansas. Out-of-state population is comprised of Kansas offenders supervised out-of-state. Those on abscond status have active warrants (whereabouts unknown)*

Note: The number of parole offenders drastically reduced in August due to the Justice Reinvestment Initiative which you may read more about at the following website:

<http://www.doc.ks.gov/victim-services/justice-reinvestment>

Kansas Department of Corrections
 Graphic Highlights -- Monthly Offender Population Report (June 2019)

Number of Admission and Release Events Per Month (by Major Category): Comparison of FY 2017, FY 2018, and FY 2019 Monthly Averages with Current Month's Totals



* Includes releases to supervision via the provisions of the Kansas Sentencing Guidelines Act of 1993, as well as parole releases by action of the Kansas Prisoner Review Board.

**Figure can be a negative number for a particular month [since it is based on the total number whose last exit for the period (fiscal year to date) was via "out-to-court" minus the previous month's total, which can be a smaller or greater number].

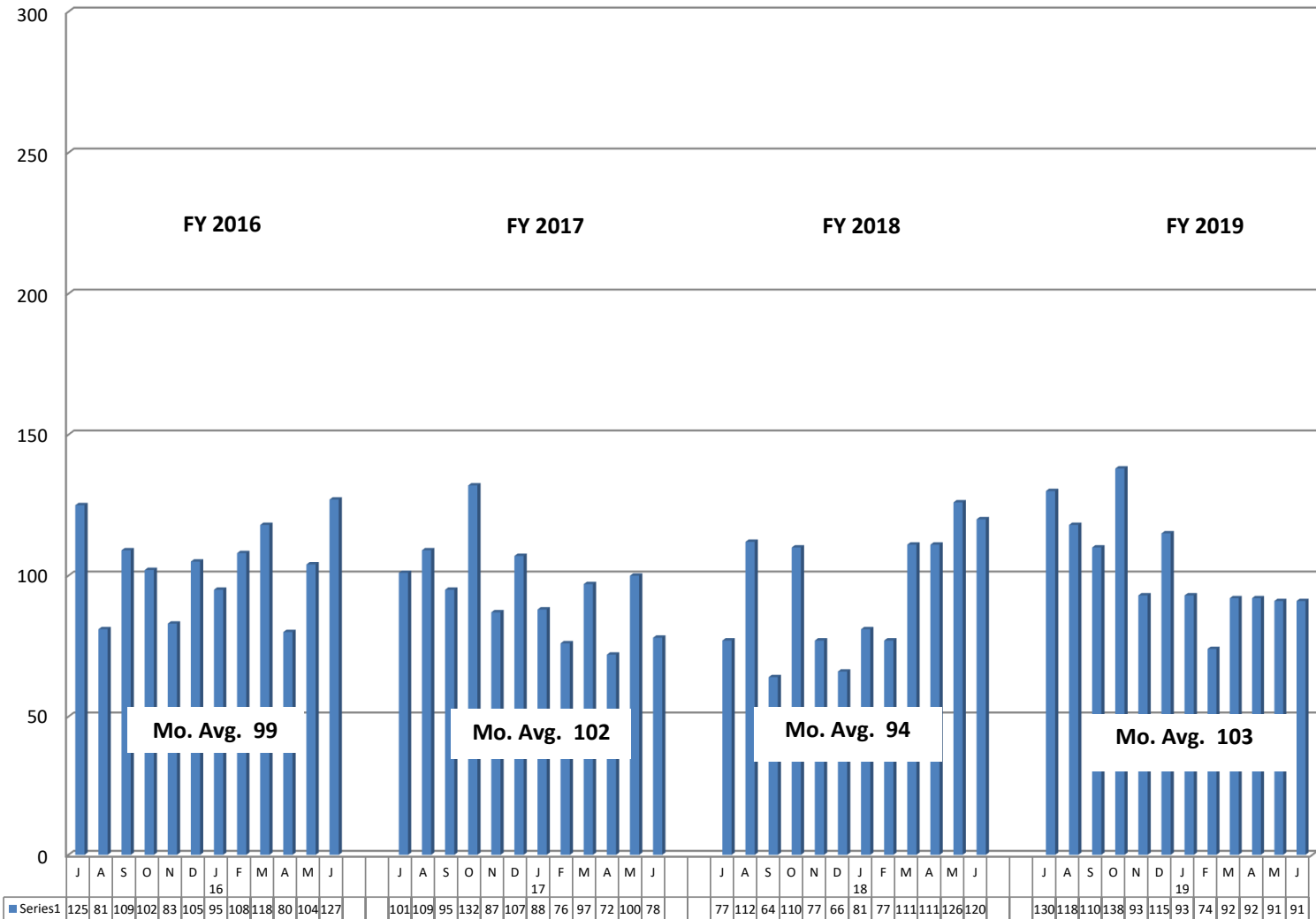
Note: Returned from court appearance is included in the All Types Admission total; returned from escape are included in the All Type Releases total but not its own personal category and Inter-Jurisdictional transfers are included in the All Types Releases total (included in chart).

Note: Number of escapees and Non-Violator Return - No New Sentence is not included in the Admissions

Kansas Department of Corrections

Graphic Highlights -- Monthly Offender Population Report (June 2019)

Number of Return Admissions for Condition Violations by Month: FY2016 - FY2019*



*Total number of admissions for violation of the conditions of release (no new sentence).

**The average number of escapees returned has been excluded in the average - which is less than 1 offender average per mth.

Kansas Department of Corrections
 End-of-Month Offender Population Report: June 2019 (Month 12, FY 2019)

Table 1
Number of Inmates Confined and Average Daily Population: FY 2018 and FY 2019

Correctional Facility	Number Confined			Average Daily Population***		
	5/31/2019	6/30/2019	Change	FY 2018	FY 2019	Change
KDOC Facilities						
Lansing: Total	1,928	1,933	5	2,039	1,922	-117
Central	1,318	1,313	-5	1,423	1,309	-114
East	610	620	10	615	613	-2
** South (Osawatomie)	-	-	0	-	-	0
Hutchinson: Total	1,864	1,859	-5	1,869	1,875	6
Central	1,084	1,078	-6	1,091	1,094	3
East	492	490	-2	492	494	2
South	276	279	3	270	275	5
Work Release	12	12	0	16	12	-4
El Dorado: Total	2,010	1,967	-43	1,854	2,006	152
Central (General Population)	1,257	1,231	-26	1,125	1,259	134
Central - RDU	495	476	-19	470	487	17
South-East	258	260	2	259	260	1
Topeka: Total	927	917	-10	893	922	29
Central (General Population)	818	811	-7	704	788	84
RDU	89	84	-5	164	112	-52
* Federal Inmates	-	-	0	-	-	0
Work Release	20	22	2	25	22	-3
Norton: Total	968	976	8	936	972	36
Central	840	848	8	809	845	36
** East (Stockton) <i>re-opened 9-2010</i>	128	128	0	127	127	0
Ellsworth	913	913	-	905	913	8
General Population	913	913	0	905	913	8
Work Release	-	-	0	-	-	0
Winfield: Total	786	792	6	790	784	-6
Central	548	550	2	546	549	3
Wichita Work Release	238	242	4	244	235	-9
Larned CMHF (Total)	594	597	3	504	577	73
Central	311	310	-1	223	296	73
West	283	287	4	281	281	0
Work Release	-	-	0	-	-	0
Subtotal: KDOC Facilities	9,990	9,954	-36	9,790	9,971	181
Non-KDOC Facilities						
Larned State Hospital	4	5	1	39	15	-24
Contract Jail Placement [County]	82	84	2	74	80	6
Contract Placement [Out-of-state]	-	-	0	-	-	0
** Labette CCC	-	-	0	-	-	0
Johnson County Res. Center (WR)	-	1	1	4	2	-2
Subtotal: Non-KDOC Facilities	86	90	4	117	97	-20
Total: All Facilities/Placements	10,076	10,044	-32	9,907	10,068	161
Female Population (included in totals above)						
Topeka -Total	927	917	-10	893	922	29
Winfield (WWR)	-	-	0	-	-	0
Contract Jail (Jo. Co. Res. Center)	-	-	0	2	-	-2
Larned State Hospital	4	4	0	5	4	-1
** Labette CCC	-	-	0	-	-	0
Subtotal: Females	931	921	-10	900	926	26

* Federal inmates housed at TCF under contract between the Federal Bureau of Prisons and the Kansas Department of Corrections.
 ** Housing unit closed (or placement option removed) during FY 2009 because of budget constrictions. NCF-East (Stockton) re-opened 9-2010.
 *** Average Daily Population (ADP) columns: Because of rounding, the sum of the units might not equal the total for the facility. And, the sum of the facilities might not equal the grand total. Does not include House Arrest

Kansas Department of Corrections
End-of-Month Offender Population Report: June 2019 (Month 12, FY 2019)

Table 2
Total Admission and Release Events: FY 2017, FY 2018, and FY 2019

<u>Type of Admission</u>	Total Admissions			Avg. Number Per Month		
	FY 2017	FY 2018	FY 2019	FY 2017	FY 2018	FY 2019
Admissions by Court Action:						
New Court Commitment	2,033	1,975	1,954	169.4	164.6	162.8
*Sanction from Probation (CC)	1,191	1,197	1,186	99.3	99.8	98.8
Probation Violator, No New Sentence	1,226	1,450	1,397	102.2	120.8	116.4
Probation Violator, New Sentence	340	300	355	28.3	25.0	29.6
Probation Violator, New Conviction	182	149	68	15.2	12.4	5.7
Parole Violator, New Sentence	195	211	182	16.3	17.6	15.2
Parole to Detainer, New Sentence	28	30	19	2.3	2.5	1.6
Non Violator Return, New Sentence	48	72	83	4.0	6.0	6.9
Conditional Release Violator Pend New Sentence	-	1	-	-	0.1	0.0
Parole Violator, Pending New Sentence	1	-	-	0.1	0.0	0.0
Subtotal: Court Commitments	5,244	5,385	5,244	437.0	448.8	437.0
Return from Court Appearance	78	118	105	6.5	9.8	8.8
Subtotal: Admission by Court Action	5,322	5,503	5,349	443.5	458.6	445.8
Return by KDOC Action:						
Parole Violator, No New Sentence	1,200	1,083	1,090	100.0	90.3	90.8
Cond Rel Viol No New Sentence	1	-	1	0.1	0.0	0.1
Non Violator Return No New Sentence	4	9	5	0.3	0.8	0.4
Return from Escape	11	3	4	0.9	0.3	0.3
Par/CR/PRS/ Adm. Hold--Poss. Vio.	-	-	-	0.0	0.0	0.0
Adm In lieu of Revoc. -Par/CR	-	-	11	0.0	0.0	0.9
Subtotal: Return by KDOC Action	1,216	1,095	1,111	101.3	91.3	92.6
Inter-jurisdictional Transfer:						
Interstate/Federal Compact Received	6	6	4	0.5	0.5	0.3
Kansas Inmate Returned from Another Jurisdiction	32	32	22	2.7	2.7	1.8
Subtotal: Inter-jurisdictional Transfer	38	38	26	3.2	3.2	2.2
Total: All Types of Admission	6,576	6,636	6,486	548.0	553.0	540.5

Note: Totals may be slightly off when comparing to page 3 due to rounding.

Source: KDOC computerized report PGM-ISR0445.

*Sanctions 120 days or less is 771 offenders; Sanctions 180 days or greater is 415 offenders

Kansas Department of Corrections
End-of-Month Offender Population Report: June 2019 (Month 12, FY 2019)

Table 2 (continued)
Total Admission and Release Events: FY 2017, FY 2018, and FY 2019

<u>Type of Release</u>	Total Releases			Avg. Number Per Month		
	FY 2017	FY 2018	FY 2019	FY 2017	FY 2018	FY 2019
Release to Post-incarceration Supervision**	4,649	4,736	4,781	387.4	394.7	398.4
Conditional Release	-	-	-	0.0	0.0	0.0
Expiration of Sentence	1,561	1,516	1,431	130.1	126.3	119.3
Commutation or Pardon	-	-	-	0.0	0.0	0.0
Inter-jurisdictional Transfer:						
Kansas Inmate Released for Housing	9	12	14	0.8	1.0	1.2
Interstate/Fed. Inmate Released to Sending Juris.	13	9	5	1.1	0.8	0.4
Subtotal: Inter-jurisdictional Transfer	22	21	19	1.8	1.8	1.6
Court-ordered Release:						
Probation	7	5	15	0.6	0.4	1.3
Returned Parolee Placed on Probation	-	-	-	0.0	0.0	0.0
Released on Appeal Bond	6	2	1	0.5	0.2	0.1
Released for Court Appearance	137	129	124	11.4	10.8	10.3
Other Final Release by Court Order	4	18	14	0.3	1.5	1.2
Subtotal: Court-ordered Release	154	154	154	12.8	12.8	12.8
Escape	9	5	3	0.8	0.4	0.3
Death (All Causes)	33	33	29	2.8	2.8	2.4
Total: All Types of Release	6,428	6,465	6,417	535.7	538.8	534.8

* Certain types of transactions involving known temporary exits from a correctional facility have been excluded from the body of the table (release to court/return from court--1460 in FY2017, 1341 in FY2018, and 509 in FY2019).

** Includes releases to post-incarceration supervision via the provisions of the Kansas Sentencing Guidelines Act of July 1993, as well as parole releases by action of the Kansas Prisoner Review Board.

Note: Totals may be slightly off due to rounding when comparing to page 3

Kansas Department of Corrections
End-of-Month Offender Population Report: June 2019 (Month 12, FY 2019)

Table 3
Distribution of Inmate Population by Type of Latest Admission:
Comparison of May 30st, 2018 and June 30th, 2019

Note. The information presented here pertains to the inmate population on the specified dates and not to admissions during the period.

Type of Admission [Latest Admission Per Master Record]		*Number of Inmates		
Admission Code [OMIS]	Admission Description	5/31/2019	6/30/2019	Difference Mar minus Apr
Admission by Court Action:				
010-1010	New Court Commitment	6,567	6,550	(17)
010-1022	Sanction from Probation	136	137	1
010-2010	Probation Violator, No New Sentence	1,173	1,166	(7)
010-2020	Probation Violator, New Sentence	770	772	2
010-2022	Probation Violator, New Conviction	131	125	(6)
020-1020	Parole Violator, New Sentence	627	628	1
020-1025	Parole to Detainer, New Sentence	52	52	-
020-1022	Parole Violator, Pending New Sentence	-	-	-
020-2020	Conditional Release Violator, New Sentence	18	18	-
020-2022	Conditional Release Violator Pending New Sentence	1	1	-
020-6020	Non-violator Return, New Sentence	55	56	1
040-1010	Admit in lieu of revocation of Parole/CR	2	4	2
Subtotal: Latest Adm. as Court Commitment		9,532	9,509	(23)
Return by KDOC Action:				
020-1010	Parole Violator, No New Sentence	465	458	(7)
020-2010	Conditional Release Violator, No New Sentence	6	6	-
020-5010	Return from Escape	-	-	-
020-6010	Non-violator Return, No New Sentence	5	4	(1)
050-1010	Par/CR/PRS/ Adm. Hold--Poss. Vio.	2	2	-
Subtotal: Latest Adm. as Return by KDOC Action		478	470	(8)
Inter-jurisdictional Transfer:				
010-4010	Interstate/Federal Compact Received	64	63	(1)
020-3010	Kansas Inmate Returned from Another Jurisdiction	2	2	-
Subtotal: Latest Adm. as Inter-jurisdictional Transfer		66	65	(1)
Total: All Types of Admission		10,076	10,044	(32)

*The SAS POP end-of-month population figure sometimes varies slightly from the OMIS population report because the SAS file is generated at a different time of day than the OMIS population report.

Kansas Department of Corrections

Graphic Highlights -- Monthly Offender Population Report (June 2019)

Number of Admissions for Probation Sanctions by Month: FY2016 - FY2019

